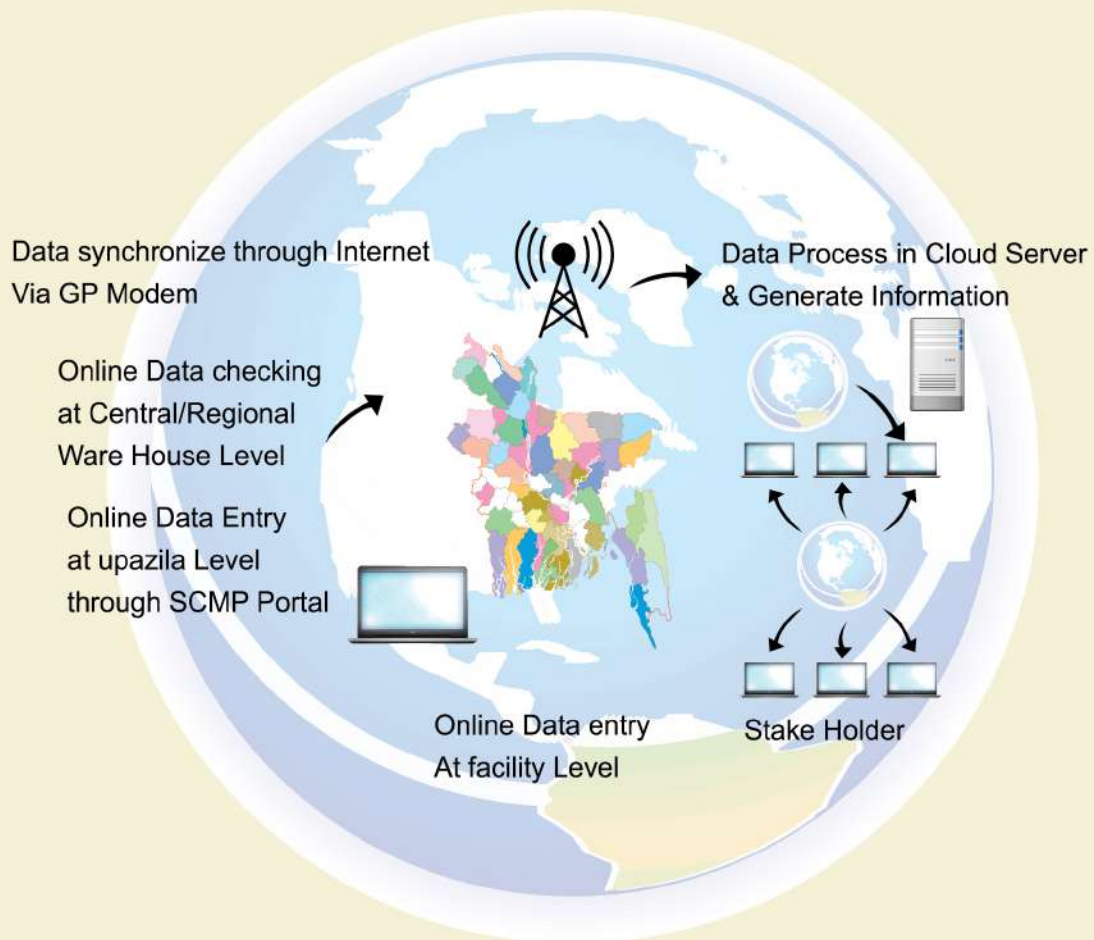




FAMILY PLANNING MONTHLY LOGISTICS REPORT March 2022

Logistics Management Information System (LMIS) Data Flow System



Management Information System (MIS)
Directorate General of Family Planning (DGFP)

Government of the People's Republic of Bangladesh
Medical Education and Family Welfare Division
Directorate General of Family Planning
Management Information System (MIS)
6, Kawran Bazar, Dhaka- 1215
www.dgfp.gov.bd


Memo No. 59.11.00000.402.16.002.19.133

Date: 8 May, 2022.

Sub: Family Planning Monthly Logistics Report for the Month of March, 2022.

Family Planning Monthly Logistics Report for the Month of March, 2022 is sent herewith for your kind information & necessary action. This report is prepared on the basis of Form-7 submitted by Warehouses and Form-7B submitted by Upazila Family Planning Offices by using WIMS & UIMS operating tools. It provides useful information on monthly distribution and stock balance of all the major contraceptives of Warehouse/Upazila Stores. For more information you can visit at www.scmpbd.org web site.

Comments and suggestions for improvement of this report will be highly appreciated.


(Md. Shahadat Hossain)
Director & Line Director (MIS)
Phone: 55012352
Mail: dirmis@dgfp.gov.bd


Memo No. 59.11.00000.402.16.002.19.133.1(204)

Date: 8 May, 2022.

Copy of the report forwarded to (Not according to seniority):

1. Secretary, Medical Education & Family Welfare Division, Ministry of Health & Family Welfare, Bangladesh Secretariat, Dhaka.
2. Additional Secretary (Admin), Medical Education & Family Welfare Division, Ministry of Health & Family Welfare, Bangladesh Secretariat, Dhaka.
3. Director (Administration), Directorate General of Family Planning, 6 Kawran Bazar, Dhaka 1215.
4. Director & Line Director (MIS), Directorate General of Family Planning, 6 Kawran Bazar, Dhaka.
5. Joint Secretary (Development), Medical Education & Family Welfare Division, Ministry of Health & Family Welfare, Bangladesh Secretariat, Dhaka.
6. Director Finance & Line Director (Family Planning Field Service Delivery), Directorate General of Family Planning, 6 Kawran Bazar, Dhaka 1215.
7. Director (Logistics & Supply) and Line Director (Procurement, Storage & Supply Management), Directorate General of Family Planning, 6 Kawran Bazar, Dhaka 1215.
8. Director (IEM) & Line Director (Information, Education and Communication), Directorate General of Family Planning, 6 Kawran Bazar, Dhaka 1215.
9. Director (Planning) & Line Director (Planning Monitoring and Evaluation), Directorate General of Family Planning, 6 Kawran Bazar, Dhaka 1215.

10. Director (MCH-Services) & Line Director (MCRAH), Directorate General of Family Planning, 6 Kawran Bazar, Dhaka 1215.
11. Line Director (CCSDP), Directorate General of Family Planning, 6 Kawran Bazar, Dhaka 1215.
12. Director (Audit), Directorate General of Family Planning, 6 Kawran Bazar, Dhaka 1215.
13. Divisional Director, Family Planning, Dhaka /Chittagong /Rajshahi /Khulna /Sylhet /Barisal/ Rangpur/ Mymensingh Division.
14. Joint Chief (Planning), Health Service Division, Ministry of Health & Family Welfare, Bangladesh Secretariat, Dhaka
15. Joint Chief (Population & Planning wing), Planning commission, Sher-e-Bangla Nagar, Dhaka.
16. Joint Chief (Planning), Program Management and Monitoring Unit (PMMU), Azimpur, Dhaka-1205.
17. Director, Maternal & Child Health Training Institute (MCHTI), Azimpur, Dhaka.
18. Director, Mohammadpur Fertility Services & Training Centre (MFSTC), Mohammadpur, Dhaka.
19. Director, Maternal & Child Health Training Institute (MCHTI), Lalkuthi, Mirpur, Dhaka.
20. P.S. to the Honorable Minister, Ministry of Health and Family Welfare, Bangladesh Secretariat, Dhaka, for kind information of the Honorable Minister.
21. Deputy Chief (Planning), Medical Education & Family Welfare Division, Ministry of Health & Family Welfare, Bangladesh Secretariat, Dhaka.
22. Additional Director (Drugs and Stores), Directorate General of Family Planning, Central Warehouse, Mohakhali, Dhaka.
23. Deputy Director, Family Planning, ----- District (You are requested to take appropriate measures to ensure timely online submission of Form 7B report from upazilas).
24. Regional/District Consultant, FPCS-QIT, District Family Planning Office, ----- District.
25. Central/Regional Supply Officer, Family Planning, ----- CWH/RWHs.
26. Assistant Maintenance Engineer, MIS Unit, DGFP (Requested to upload this report to DGFP website).
27. Country Project Director, MTaPS/MSH, House: 30, Road: No. 42, Gulshan-2, Dhaka-1212.
28. Country Director, the World Bank, E-32, Agargaon, Sher-e-Bangla Nagar, Dhaka-1207.
29. Team Leader, Population & Health Team, USAID, Madani Avenue, Baridhara, Dhaka.
30. Country Representative, UNFPA, IDB Bhaban, Agargaon, Sher-E-Bangla Nagar, Dhaka.
31. Managing Director, SMC, SMC Tower, 33 Banani C/A, Dhaka-1213.
32. Documentation Center, IEM Unit, Directorate General of Family Planning, 6 Kawran Bazar, Dhaka.
33. Responsible person of Dispatch Section, MIS Unit, DGFP (Requested to distribute the published 'Family Planning Monthly Logistics Report' to concerned Person/Office/Organization).
34. PA to Director General, Directorate General of Family Planning, 6 Kawran Bazar, Dhaka 1215.
35. Concerned Organization/Person.


8.5.2022

(Shafiul Haque)
Deputy Director (MIS)

Table Of Contents

	Page
1. DGFP Stock Status Report	1-2
2. National Receipts Quantity by Product by Month	3
3. National Level Contraceptive Summary Report	4
4. Stock Status Report at Different Levels	5
5. Contraceptive Stock Status by Product at Upazila Store and Field	6-10
6. Contraceptive Stock Status by Product at Regional Warehouses/Upazila	11-31
7. Month-wise Consumption Trend	32-34
8. Report on Upazila and Warehouse Having Stock Out in last month	35

DGFP STOCK STATUS NOTES
(For Contraceptives)
Month: March 2022

CONDOM – Current national stock is 105.88 million pieces, and this stock can be used up to May 2023.

- 2021-22: GoB (Rev.) – 47.68 million pcs. (Revised & approved): Contract signed for 47.68 million pcs. DGFP received 35.71 million as of March 2022 & rest 11.96 million will be delivered on April 2022 and onward.

PILL (Shukhi) – Current national stock of Oral Contraceptive Pill is 113.75 million cycles which will go up to October 2023.

- 2021-22: RPA(GoB)– 29.76 million cycles* (3rd Generation): Procurement plan approved and Contract signed on 26/01/22 for Lot 1,4,5 and on 19/01/22 for Lot 2 & 3. DGFP received 21.908 million as of March 2022 & rest 7.852 million will be delivered on April 2022 and onward.
- 2021-22: GoB (Rev.) – 13.4 million cycles* (3rd Generation) Procurement plan approved and IFT published on 11/08/2021. Tender opened on 13/09/2021 & 1st TEC meeting held on 21/09/2021. Tender rejected by Approving Authority on 14.11.2021. New tender published on 14/01/2022 and tender opened on 31/01/22. TEC meeting held on 01/03/2022

***Total 13.4 million (Rev.) cycles (3rd Generation) Oral Pill's procurement is in process.**

POP-APON - Current national stock of POP-APON Pill is 8.84 million cycles which will go up to January 2025.

- 2021-22: GoB (RPA) – 4 million cycles (POP - APON): Tender opened on 15/09/2021 & 1st TEC meeting held on 21/09/2021. Contract signed on 22/11/2021. DGFP received total quantity on 31 December 2021.
- 2021-22: GoB (Rev.) – 1.0 million cycles (POP- APON): Tender opened on 06/09/2021. 1st TEC meeting held on 09/09/2021. Tender approved & NOA issued on 15/09/2021 and contract signed on 30/09/2021. DGFP received total quantity as of 31 December 2021.

IUD - Current national stock is 0.433 million pcs and this stock can be used up to December 2024.

INJECTABLES – Current stock of 20.55 million vials and that can be used up to June 2024.

IMPLANT – Current stock is 0.364 million sets, and this can be used up to January 2023.

- 2021-22: RPA (GoB) + GoB (Dev.) – 668,000 sets* (Lot 1 & 2 - Two rods): Procurement plan approved and IFT published on 13/08/2021. Tender opened on 16/09/2021. Tender rejected by Approving Authority on 26.12.2021. New tender published on 05/01/2022 and tender opened on 17/02/22. TEC meeting held on 01/03/2022 and approved on 21/03/2022.
- 2021-22: GoB (Rev.) – 200,000 sets* of two rod implants: Procurement plan approved and IFT published on 19/08/2021. Tender opened on 09/09/2021 & 1st TEC meeting held on 21/09/2021. Tender rejected by Approving Authority on 20.12.2021. New tender published on 09/01/2022 and tender opened on 23/02/22. TEC meeting held on 01/03/2022 and NOA issued on 29/03/2022.
- 2021-22: RPA (GoB.) + GoB (Dev.) – 31,885 sets* (Two rods) – Carry forward from FY2020-21: Previous Tender rejected by TEC on 15/07/2021. Re-tender published on 11/08/2021 and tender opened on 26/08/2021. 1st TEC meeting held on 05/09/2021. Tender rejected by Approving Authority on 23/09/2021. New tender published on 10/01/2022 and tender will be opened on 24/02/22. TEC meeting held on 01/03/2022 and NOA issued on 29/03/2022.

***Total 8,99,885 sets Implant procurement is in process.**

You can also download the previous reports from <http://www.scmpbd.org>

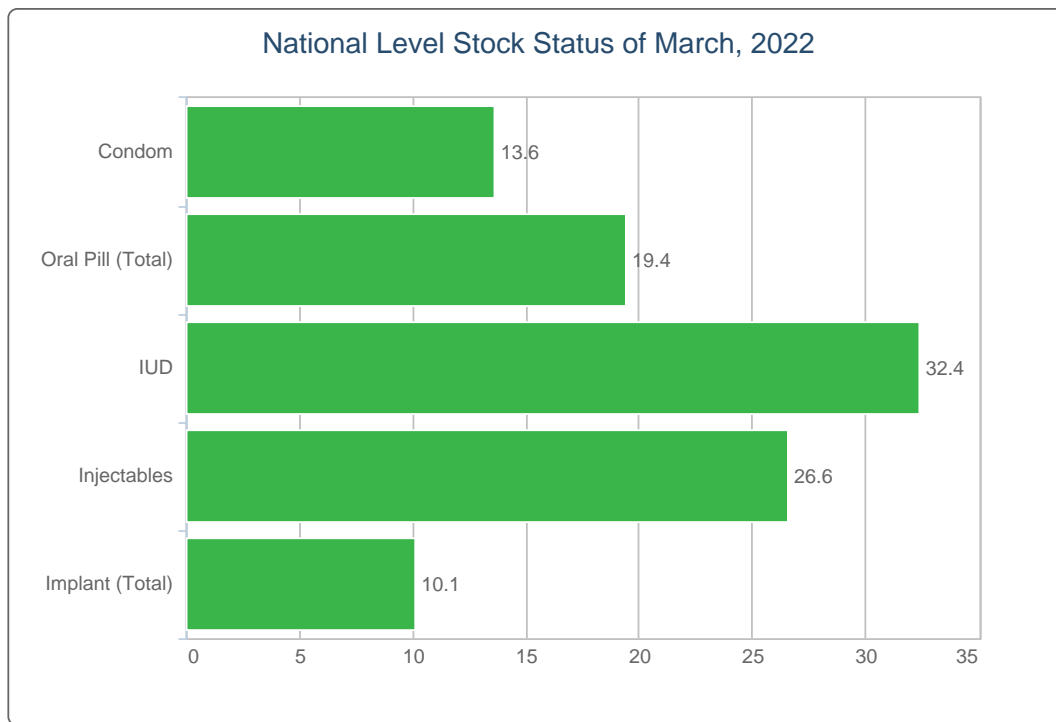
2. National Receipts Quantity by Product by Month

Contraceptive Received Report

Month: March, 2022

Item	Supplier	Receiver	Date Receipts	Qty
Condom	ESSENTIAL DRUGS CO. LTD.	Bogura RWH	31/03/22	6,402,000
	KHULNA ESSENTIAL LATEX PLANT (KELP)	Barishal RWH	31/03/22	6,313,600
Total				12,715,600
Shukhi (3rd Gen)	RENATA LIMITED	Mymensingh RWH	31/03/22	11,904,000
	TECHNO DRUGS Ltd	Khulna RWH	31/03/22	1,900,000
Total				13,804,000
ECP	RENATA LIMITED	Dhaka CWH	31/03/22	100,000
Total				100,000
Tab Misoprostol	RENATA LIMITED	Dhaka CWH	31/03/22	1,500,000
Total				1,500,000

3. National Level Contraceptive Summary Report



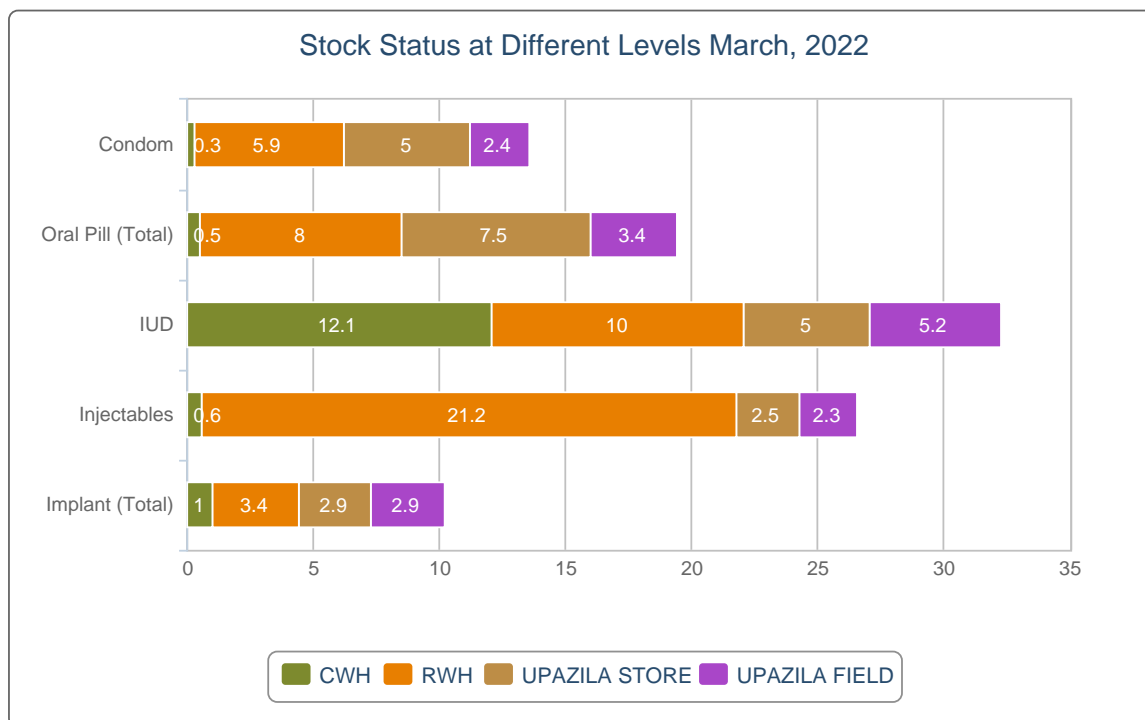
■ MOS: < 3.0
 ■ MOS: 3.0 - 5.9
 ■ MOS: 6.0 and above

MOS = Month of Stock

National Level Stock Status of March, 2022

SL	Name of Products	Reported Consumption	Reported Closing Balance	Average Monthly Consumption	MOS
1	Condom	7,801,571	105,883,298	7,779,235	13.6
2	Oral Pill (Total)	5,841,448	113,749,765	5,872,918	19.4
3	IUD	11,756	433,937	13,394	32.4
4	Injectables	796,164	20,558,639	773,421	26.6
5	Implant (Total)	38,064	364,574	35,937	10.1

4. Stock Status Report at Different Levels

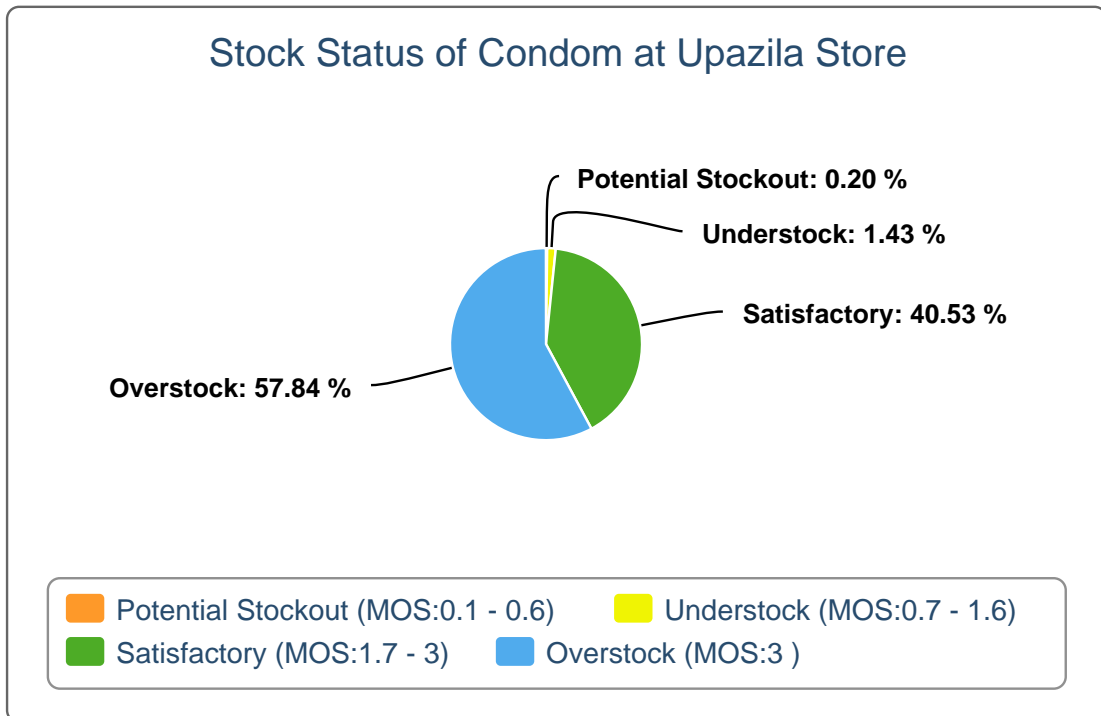


Stock Status at Different Levels March, 2022

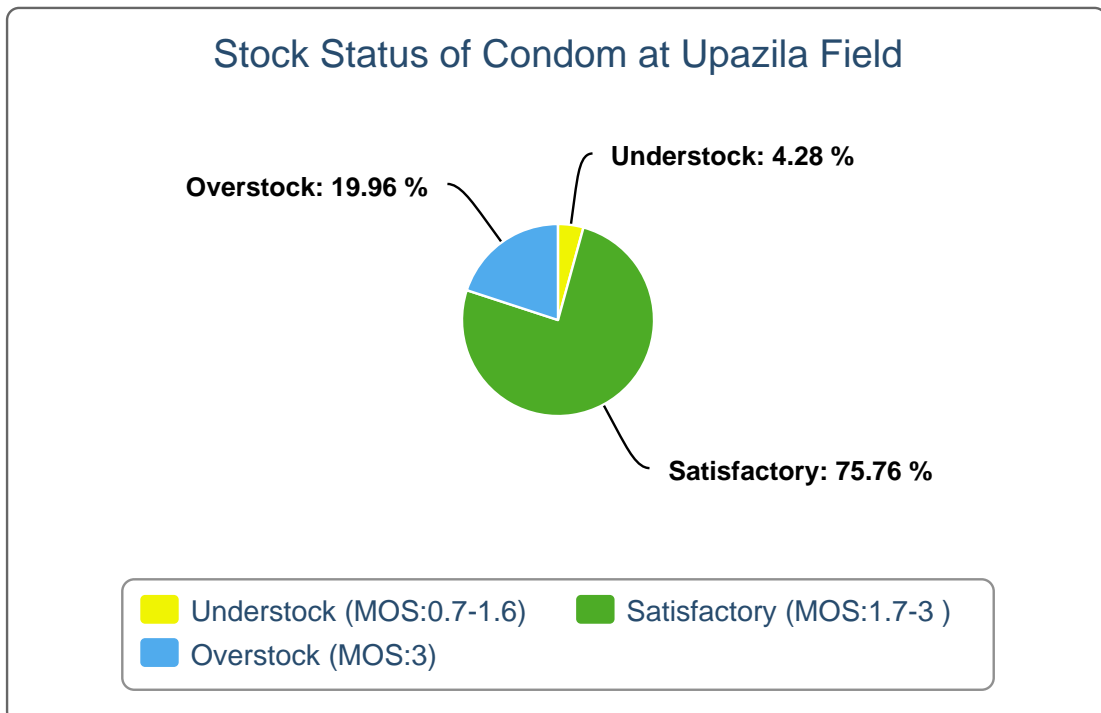
Products	Avg. Consump. of Last 6 Months	CWH Level	MOS	RWH Level	MOS	Upazila Level	MOS	Field Level	MOS	National Level	MOS
Condom	7,779,235	2,216,800	0.3	45,543,800	5.9	39,120,039	5	19,002,659	2.4	105,883,298	13.6
Oral Pill (Total)	5,872,918	2,994,378	0.5	46,721,823	8	44,058,222	7.5	19,975,342	3.4	113,749,765	19.4
IUD	13,394	162,500	12.1	134,172	10	67,612	5	69,653	5.2	433,937	32.4
Injectables	773,421	437,500	0.6	16,416,700	21.2	1,962,941	2.5	1,741,498	2.3	20,558,639	26.6
Implant (Total)	35,937	35,800	1	122,700	3.4	102,514	2.9	103,560	2.9	364,574	10.1

5. Contraceptive Stock Status by Product at Upazila Store and Field

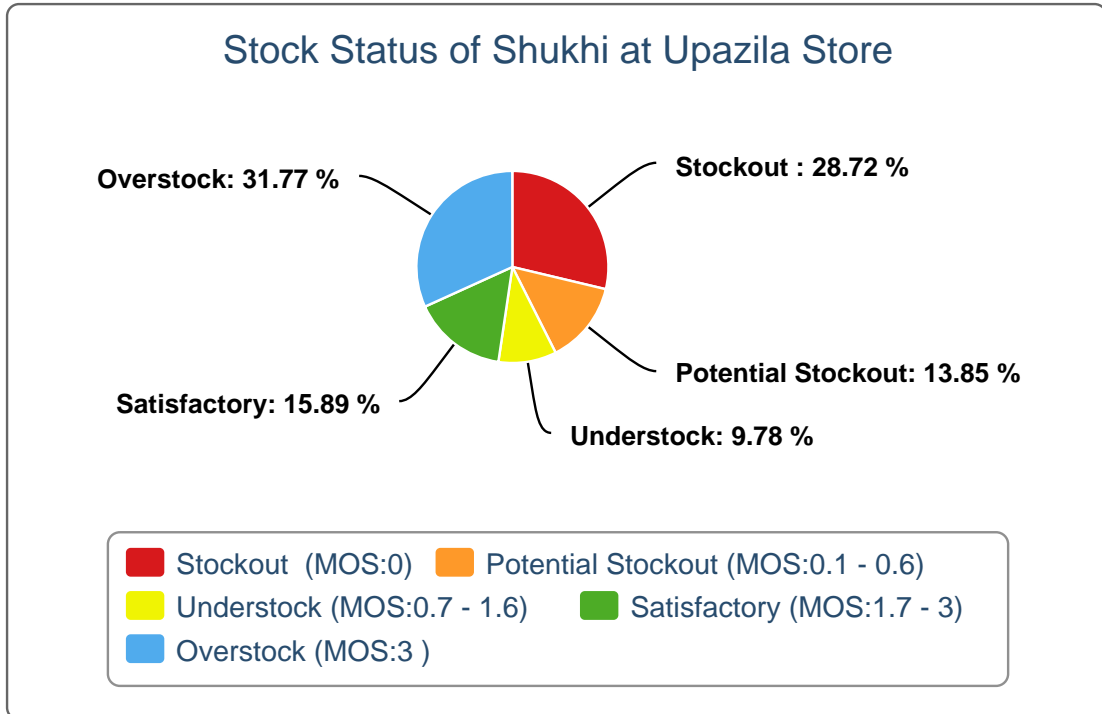
5(a).



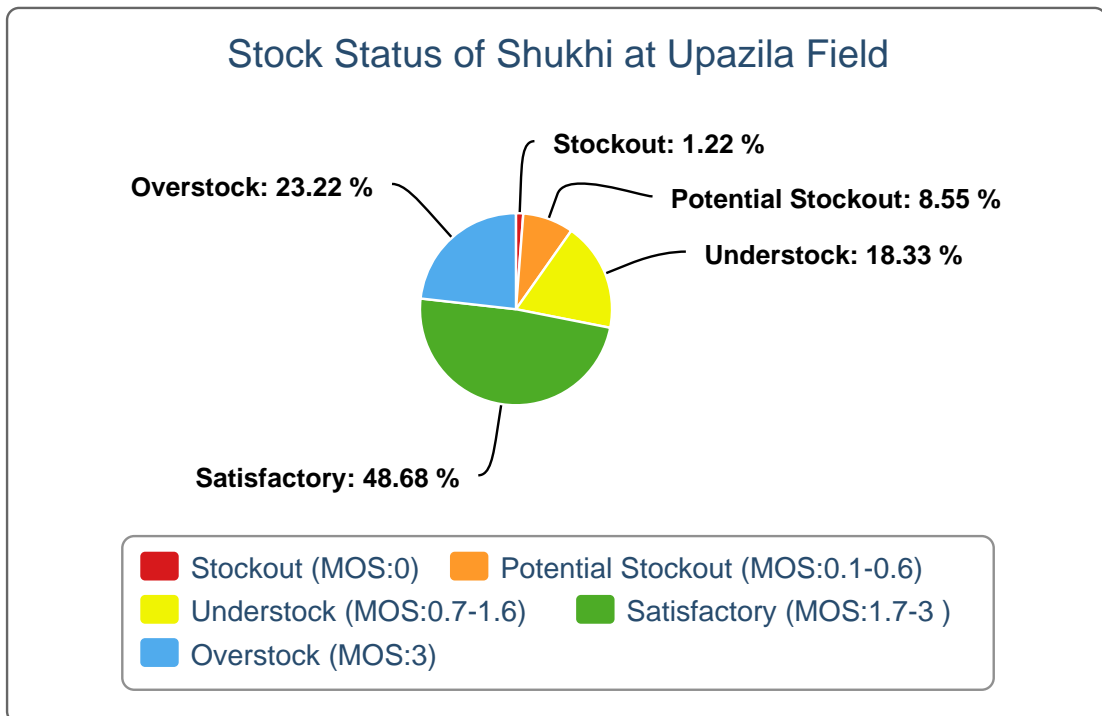
5(b).



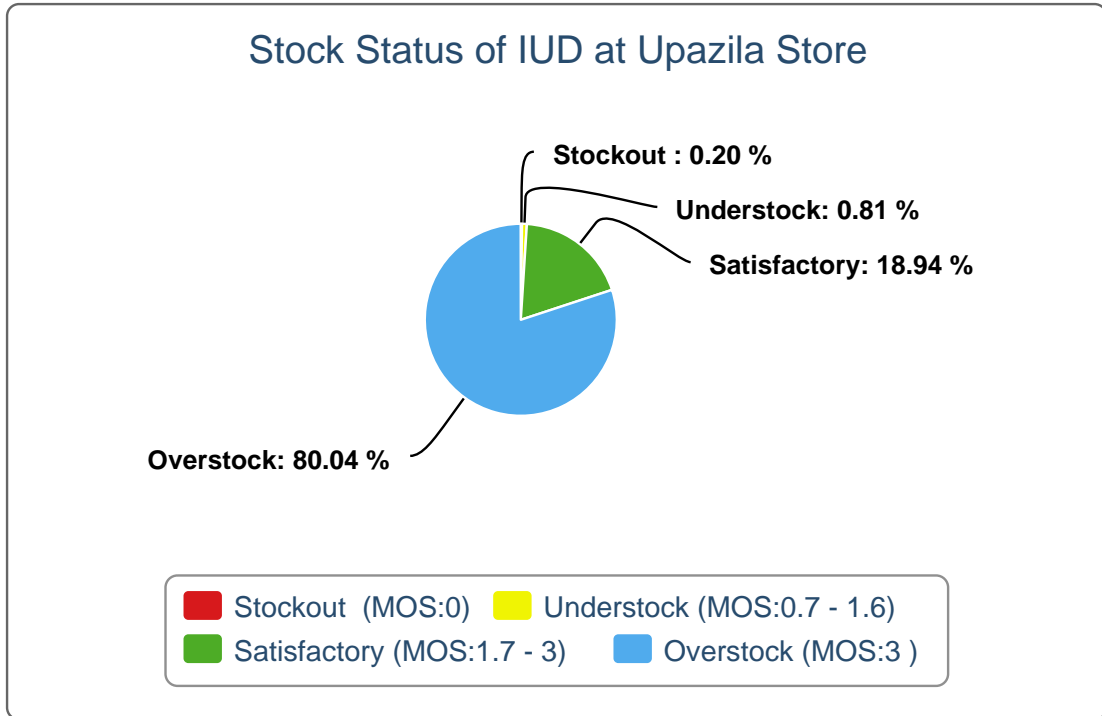
5(c).



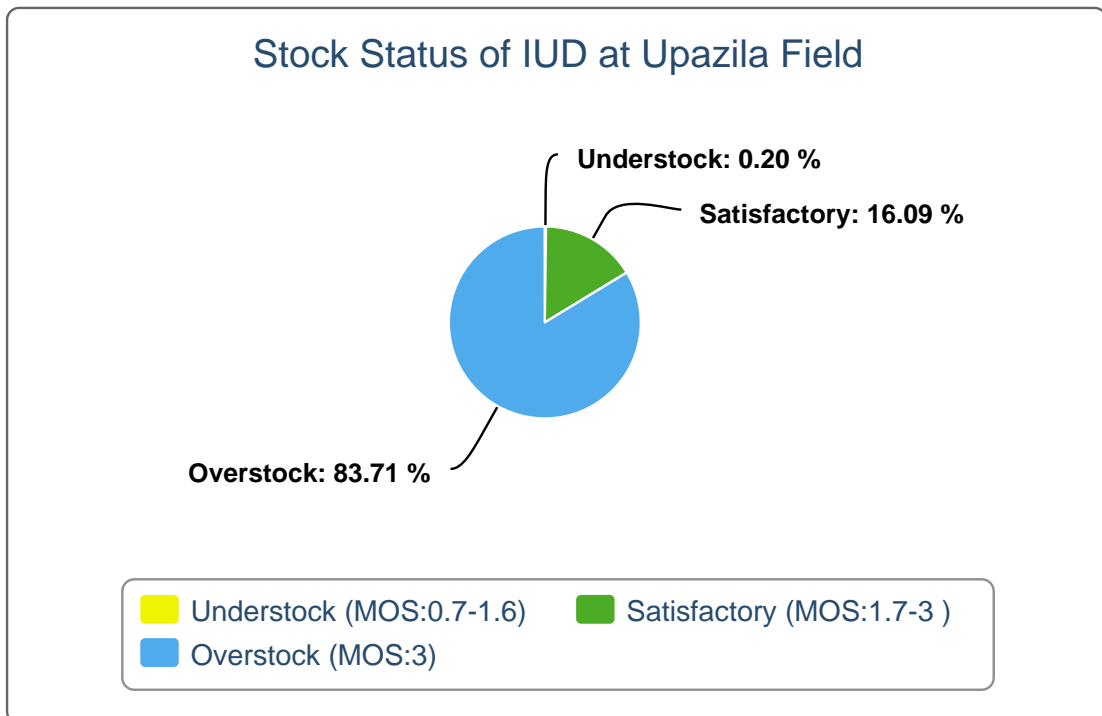
5(d).



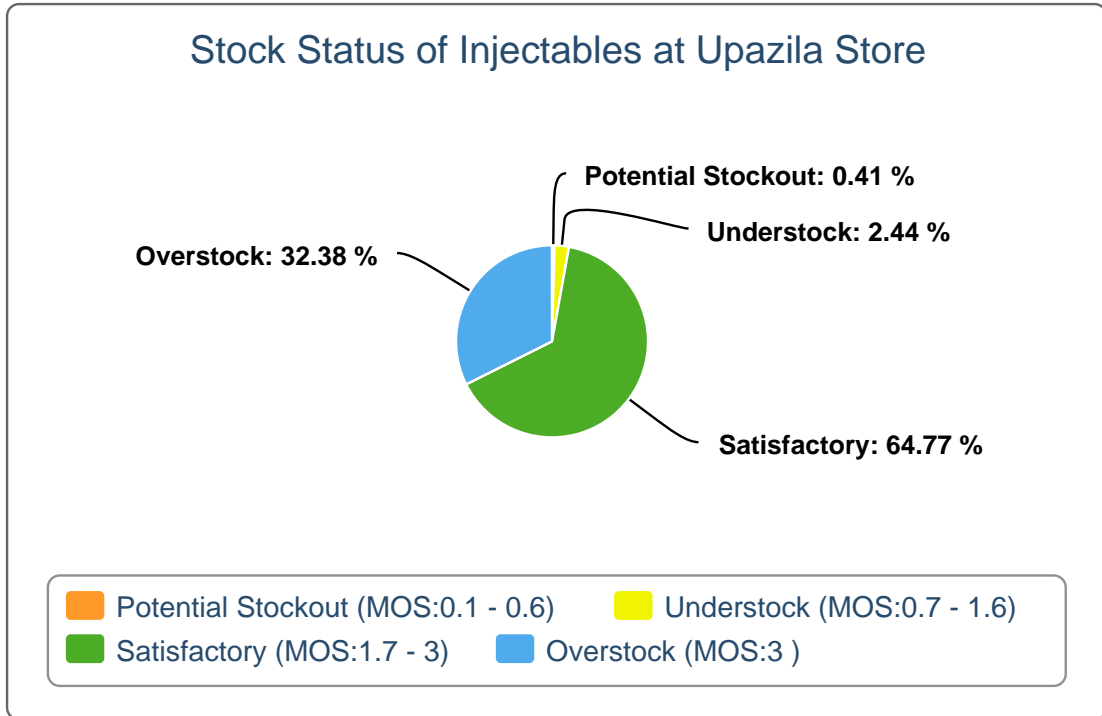
5(e).



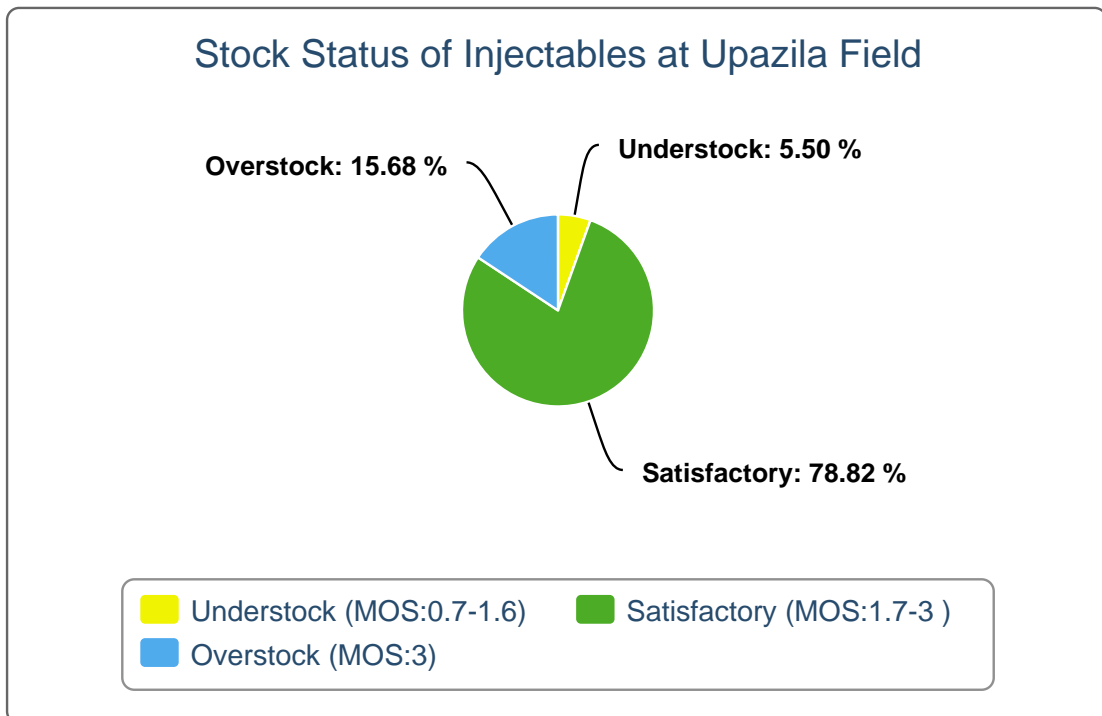
5(f).



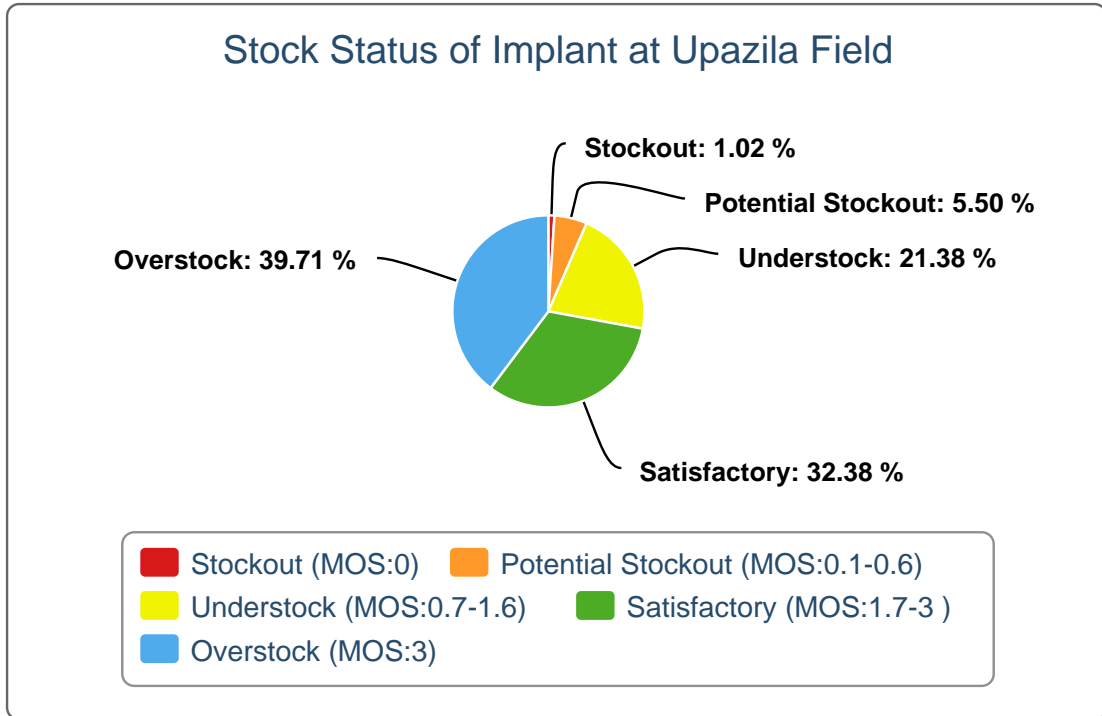
5(g).



5(h).



5(i).



6(a). Contraceptive Stock Status by Product at Regional Warehouses

SL	WH Name	Condom			Shukhi			IUD			Injectables			Implant		
		CBL	AMD	MOS	CBL	AMD	MOS	CBL	AMD	MOS	CBL	AMD	MOS	CBL	AMD	MOS
1	Bandarban RWH	122,400	33,376	3.7	100,320	21,913	4.6	1,225	141	8.7	23,100	2,982	7.7	1,850	209	8.9
2	Barishal RWH	3,944,800	224,884	17.5	148,800	181,497	0.8	5,600	407	13.8	79,400	26,672	3.0	3,900	1,081	3.6
3	Bhola RWH	759,600	41,441	18.3	339,360	55,205	6.1	3,050	148	20.6	77,000	28,462	2.7	3,800	357	10.6
4	Bogura RWH	5,302,000	464,040	11.4	4,803,200	328,774	14.6	13,250	518	25.6	3,630,000	28,749	126.3	6,900	2,476	2.8
5	Chattogram RWH	13,669,800	378,449	36.1	15,365,713	297,043	51.7	7,100	1,448	4.9	6,687,300	47,732	140.1	11,750	2,875	4.1
6	Cumilla RWH	993,600	426,542	2.3	656,640	341,559	1.9	8,750	1,358	6.4	189,000	57,971	3.3	5,100	2,631	1.9
7	Dhaka CWH	2,216,800	1,100,996	2.0	2,994,378	588,544	5.1	162,500	1,752	92.8	437,500	73,406	6.0	35,800	2,992	12.0
8	Dinajpur RWH	622,800	163,701	3.8	108,480	248,068	0.4	9,600	350	27.4	79,000	29,820	2.6	6,950	1,932	3.6
9	Faridpur RWH	738,000	406,321	1.8	795,360	301,785	2.6	5,500	732	7.5	127,000	29,438	4.3	5,250	2,178	2.4
10	Jamalpur RWH	1,029,600	265,734	3.9	418,560	197,120	2.1	7,050	251	28.1	135,000	22,477	6.0	6,200	1,174	5.3
11	Jashore RWH	1,627,200	410,188	4.0	693,120	272,600	2.5	2,100	360	5.8	76,200	36,060	2.1	4,000	1,431	2.8
12	Khulna RWH	2,694,400	478,488	5.6	18,288,890	326,623	56.0	12,800	496	25.8	4,273,400	31,715	134.7	7,800	1,543	5.1
13	Kushtia RWH	140,400	290,726	0.5	480,000	151,533	3.2	3,532	186	19.0	32,700	29,344	1.1	6,900	809	8.5
14	Mymensingh RWH	6,900,800	566,117	12.2	1,138,090	642,088	1.8	8,470	785	10.8	198,600	49,014	4.1	6,200	2,772	2.2
15	Noakhali RWH	471,600	206,733	2.3	60,000	150,376	0.4	3,450	841	4.1	56,000	38,221	1.5	6,900	1,583	4.4
16	Pabna RWH	907,200	424,404	2.1	178,080	272,526	0.7	3,500	777	4.5	139,000	35,839	3.9	7,200	953	7.6
17	Patuakhali RWH	1,216,800	100,907	12.1	960,480	133,458	7.2	5,950	348	17.1	103,800	21,793	4.8	4,000	1,243	3.2
18	Rajshahi RWH	1,177,200	572,333	2.1	328,800	244,397	1.3	11,645	283	41.1	117,200	26,371	4.4	7,300	1,338	5.5
19	Rangamati RWH	136,800	42,816	3.2	442,080	34,669	12.8	1,250	97	12.9	14,000	3,103	4.5	600	233	2.6
20	Rangpur RWH	1,774,800	404,158	4.4	903,740	564,106	1.6	9,450	1,176	8.0	220,000	87,112	2.5	8,700	2,935	3.0
21	Sylhet RWH	313,200	535,946	0.6	145,920	324,475	0.4	5,600	671	8.3	77,000	47,071	1.6	6,000	2,251	2.7
22	Tangail RWH	1,000,800	240,935	4.2	366,190	194,559	1.9	5,300	269	19.7	82,000	20,069	4.1	5,400	941	5.7

6(b). Contraceptive Stock Status by Product at Upazila

SL	Warehouse Name	Upazila Name	Condom			Shukhi			IUD			Injectables			Implant		
			CBL	AMD	MOS	CBL	AMD	MOS	CBL	AMD	MOS	CBL	AMD	MOS	CBL	AMD	MOS
1	Bandarban RWH	Alikadam	20,664	8,522	2.4	11,335	3,899	2.9	192	40	4.8	2,699	551	4.9	150	39	3.8
2	Bandarban RWH	Bandarban Sadar	9,259	3,804	2.4	12,356	3,919	3.2	115	26	4.4	1,103	555	2.0	174	40	4.4
3	Bandarban RWH	Lama	12,996	5,701	2.3	14,370	5,468	2.6	128	35	3.7	3,497	689	5.1	112	37	3.0
4	Bandarban RWH	Naikhongchhari	22,388	5,462	4.1	18,280	3,049	6.0	121	12	10.1	3,019	682	4.4	150	33	4.5
5	Bandarban RWH	Rowangchhari	16,448	2,095	7.9	14,575	2,026	7.2	116	6	19.3	1,132	219	5.2	154	19	8.1
6	Bandarban RWH	Ruma	24,120	5,341	4.5	17,610	1,718	10.3	110	12	9.2	909	149	6.1	130	20	6.5
7	Bandarban RWH	Thanchi	13,518	2,451	5.5	15,905	1,834	8.7	75	10	7.5	1,288	137	9.4	116	21	5.5
8	Barishal RWH	Agailjhara	78,800	6,278	12.6	32,033	7,779	4.1	101	9	11.2	6,023	653	9.2	100	42	2.4
9	Barishal RWH	Babuganj	283,000	5,576	50.8	57,095	6,509	8.8	72	16	4.5	3,175	477	6.7	50	40	1.3
10	Barishal RWH	Bakerganj	524,067	13,687	38.3	183,359	12,805	14.3	143	27	5.3	8,718	1,874	4.7	200	79	2.5
11	Barishal RWH	Banari Para	268,624	5,243	51.2	48,420	7,016	6.9	117	16	7.3	3,123	522	6.0	200	75	2.7
12	Barishal RWH	Barishal Sadar (kotwali)	104,076	38,239	2.7	37,080	16,926	2.2	201	74	2.7	10,772	4,053	2.7	250	138	1.8
13	Barishal RWH	Bhandaria	45,468	10,140	4.5	41,845	7,365	5.7	190	27	7.0	5,028	987	5.1	150	46	3.3
14	Barishal RWH	Gaurnadi	55,900	9,105	6.1	65,845	9,976	6.6	146	17	8.6	5,004	1,092	4.6	200	46	4.3
15	Barishal RWH	Hizla	59,780	8,247	7.2	21,480	5,263	4.1	85	11	7.7	8,050	1,284	6.3	200	21	9.5
16	Barishal RWH	Indurkani	153,992	5,727	26.9	27,289	5,551	4.9	48	11	4.4	3,018	777	3.9	250	28	8.9
17	Barishal RWH	Jhalokati Sadar	86,500	10,527	8.2	100,295	7,826	12.8	152	18	8.4	4,417	889	5.0	300	77	3.9
18	Barishal RWH	Kanthalia	79,297	4,349	18.2	56,510	4,356	13.0	111	7	15.9	3,180	588	5.4	200	23	8.7
19	Barishal RWH	Kawkhali	100,800	5,116	19.7	61,620	3,615	17.0	195	17	11.5	2,580	346	7.5	350	26	13.5
20	Barishal RWH	Mathbaria	68,124	13,969	4.9	50,125	14,748	3.4	57	19	3.0	5,703	1,684	3.4	150	42	3.6
21	Barishal RWH	Mehendiganj	74,640	9,994	7.5	37,955	8,555	4.4	167	18	9.3	14,054	2,872	4.9	150	19	7.9
22	Barishal RWH	Muladi	23,320	10,995	2.1	11,415	8,560	1.3	142	7	20.3	7,921	1,900	4.2	52	28	1.9
23	Barishal RWH	Nalchity	36,084	7,063	5.1	48,155	6,425	7.5	118	15	7.9	6,222	1,328	4.7	100	56	1.8
24	Barishal RWH	Nazirpur	102,120	14,924	6.8	36,915	10,268	3.6	180	22	8.2	5,460	1,446	3.8	100	39	2.6
25	Barishal RWH	Nesarabad (swarupkati)	60,108	19,084	3.1	13,700	12,889	1.1	131	25	5.2	5,953	1,481	4.0	100	75	1.3

SL	Warehouse Name	Upazila Name	Condom			Shukhi			IUD			Injectables			Implant		
			CBL	AMD	MOS	CBL	AMD	MOS	CBL	AMD	MOS	CBL	AMD	MOS	CBL	AMD	MOS
26	Barishal RWH	Pirojpur Sadar	62,248	10,128	6.1	44,462	8,144	5.5	141	24	5.9	3,594	976	3.7	100	66	1.5
27	Barishal RWH	Rajapur	71,584	5,524	13.0	53,355	4,928	10.8	90	5	18.0	2,459	594	4.1	200	20	10.0
28	Barishal RWH	Wazirpur	871,224	10,969	79.4	33,935	11,993	2.8	177	22	8.0	4,187	849	4.9	50	95	0.5
29	Bhola RWH	Bhola Sadar	28,377	11,382	2.5	13,440	12,519	1.1	155	53	2.9	11,840	5,402	2.2	310	138	2.2
30	Bhola RWH	Burhanuddin	9,912	3,039	3.3	22,805	6,797	3.4	46	13	3.5	3,660	1,325	2.8	50	24	2.1
31	Bhola RWH	Char Fasson	32,600	14,354	2.3	42,320	15,511	2.7	104	37	2.8	20,360	9,501	2.1	150	71	2.1
32	Bhola RWH	Daulat Khan	25,130	1,694	14.8	38,025	4,226	9.0	30	11	2.7	7,300	3,643	2.0	300	24	12.5
33	Bhola RWH	Lalmohan	13,686	6,309	2.2	41,225	9,029	4.6	74	22	3.4	11,115	5,202	2.1	200	42	4.8
34	Bhola RWH	Manpura	8,724	3,314	2.6	849	2,869	0.3	54	5	10.8	3,400	1,824	1.9	70	32	2.2
35	Bhola RWH	Tazumuddin	28,714	1,349	21.3	20,899	4,254	4.9	35	7	5.0	3,040	1,565	1.9	50	26	1.9
36	Bogura RWH	Adamdighi	42,900	8,125	5.3	303,015	5,474	55.4	53	12	4.4	1,488	242	6.1	200	41	4.9
37	Bogura RWH	Akkelpur	32,352	5,957	5.4	225,205	4,807	46.8	100	17	5.9	1,603	337	4.8	200	87	2.3
38	Bogura RWH	Atrai	34,340	12,421	2.8	24,425	11,187	2.2	93	6	15.5	2,016	473	4.3	100	49	2.0
39	Bogura RWH	Badalgachhi	31,846	9,309	3.4	45,460	10,581	4.3	23	7	3.3	3,013	1,179	2.6	50	67	0.7
40	Bogura RWH	Bogura Sadar	145,028	57,521	2.5	35,435	14,695	2.4	173	41	4.2	8,478	1,716	4.9	375	163	2.3
41	Bogura RWH	Dhamoirhat	42,063	7,748	5.4	1,033,395	7,542	137.0	68	8	8.5	1,760	605	2.9	150	35	4.3
42	Bogura RWH	Dhunat	80,800	34,228	2.4	321,640	19,796	16.2	45	13	3.5	6,380	2,123	3.0	50	79	0.6
43	Bogura RWH	Dhupchanchia	37,800	8,416	4.5	46,870	8,092	5.8	177	15	11.8	2,115	693	3.1	300	96	3.1
44	Bogura RWH	Gabtali	62,676	21,630	2.9	50,825	12,702	4.0	86	13	6.6	6,055	2,162	2.8	100	127	0.8
45	Bogura RWH	Ghoraghat	15,400	6,512	2.4	34,685	5,819	6.0	55	14	3.9	1,105	324	3.4	2	83	0.0
46	Bogura RWH	Hakimpur	24,400	5,872	4.2	34,405	4,048	8.5	67	6	11.2	1,801	220	8.2	150	35	4.3
47	Bogura RWH	Joypurhat Sadar	37,248	18,364	2.0	31,185	11,367	2.7	130	48	2.7	1,700	843	2.0	350	185	1.9
48	Bogura RWH	Kahaloo	50,412	16,496	3.1	42,335	10,521	4.0	82	11	7.5	2,581	877	2.9	250	137	1.8
49	Bogura RWH	Kalai	25,164	6,697	3.8	631,235	7,993	79.0	96	11	8.7	2,587	412	6.3	200	51	3.9
50	Bogura RWH	Khetlal	46,092	7,464	6.2	355,365	4,938	72.0	114	17	6.7	2,261	267	8.5	200	67	3.0

SL	Warehouse Name	Upazila Name	Condom			Shukhi			IUD			Injectables			Implant		
			CBL	AMD	MOS	CBL	AMD	MOS	CBL	AMD	MOS	CBL	AMD	MOS	CBL	AMD	MOS
51	Bogura RWH	Mahadebpur	40,500	14,186	2.9	690,570	15,051	45.9	39	6	6.5	2,353	804	2.9	300	89	3.4
52	Bogura RWH	Manda	58,090	21,489	2.7	50,325	26,637	1.9	282	69	4.1	4,332	1,810	2.4	100	77	1.3
53	Bogura RWH	Nandigram	17,300	8,296	2.1	39,600	10,138	3.9	70	4	17.5	1,290	312	4.1	150	41	3.7
54	Bogura RWH	Naogaon Sadar	45,056	20,907	2.2	58,390	12,415	4.7	105	20	5.3	3,118	1,340	2.3	300	98	3.1
55	Bogura RWH	Niamatpur	51,986	11,654	4.5	1,252,885	12,514	100.1	68	10	6.8	2,010	827	2.4	200	87	2.3
56	Bogura RWH	Panchbibi	37,820	10,771	3.5	1,518,999	7,350	206.7	64	18	3.6	2,753	819	3.4	250	116	2.2
57	Bogura RWH	Patnitala	31,896	10,295	3.1	335,220	9,651	34.7	68	8	8.5	2,558	637	4.0	250	74	3.4
58	Bogura RWH	Porsha	36,924	9,747	3.8	34,405	8,213	4.2	68	13	5.2	1,615	482	3.4	50	33	1.5
59	Bogura RWH	Raninagar	29,300	10,504	2.8	17,475	10,937	1.6	112	5	22.4	2,221	504	4.4	50	27	1.9
60	Bogura RWH	Sapahar	38,520	9,850	3.9	26,850	9,879	2.7	89	10	8.9	2,086	1,046	2.0	150	36	4.2
61	Bogura RWH	Sariakandi	32,244	13,654	2.4	979,360	7,929	123.5	117	29	4.0	4,026	1,046	3.8	300	117	2.6
62	Bogura RWH	Shajahanpur	103,380	39,675	2.6	55,215	12,132	4.6	58	17	3.4	3,268	1,018	3.2	300	116	2.6
63	Bogura RWH	Sherpur	74,280	29,997	2.5	92,135	16,883	5.5	92	20	4.6	4,233	1,566	2.7	0	92	0.0
64	Bogura RWH	Shibganj	44,100	16,368	2.7	346,860	20,140	17.2	60	10	6.0	8,500	3,334	2.5	200	82	2.4
65	Bogura RWH	Sonatola	35,140	9,887	3.6	543,700	9,343	58.2	160	40	4.0	2,819	731	3.9	0	89	0.0
66	Chattogram RWH	Anowara	15,900	8,325	1.9	122,215	9,921	12.3	105	18	5.8	1,650	731	2.3	350	47	7.4
67	Chattogram RWH	Banshkhali	19,740	11,004	1.8	13,965	9,824	1.4	95	22	4.3	3,772	1,685	2.2	0	94	0.0
68	Chattogram RWH	Boalkhali	189,105	6,736	28.1	8,422	6,540	1.3	122	33	3.7	846	444	1.9	250	84	3.0
69	Chattogram RWH	Chakaria	29,280	13,022	2.2	80,715	12,603	6.4	184	80	2.3	6,154	3,170	1.9	350	183	1.9
70	Chattogram RWH	Chandanaish	17,100	6,486	2.6	65,245	6,911	9.4	64	29	2.2	1,636	774	2.1	350	42	8.3
71	Chattogram RWH	Cox's Bazar Sadar	60,720	23,293	2.6	38,795	16,375	2.4	191	47	4.1	6,843	3,272	2.1	248	112	2.2
72	Chattogram RWH	Dighinala	16,980	7,619	2.2	11,125	8,890	1.3	150	16	9.4	2,847	1,015	2.8	200	33	6.1
73	Chattogram RWH	Double Mooring	123,408	50,532	2.4	17,725	11,698	1.5	551	265	2.1	5,340	2,870	1.9	531	218	2.4
74	Chattogram RWH	Fatikchhari	53,100	14,215	3.7	128,000	15,354	8.3	187	16	11.7	4,148	2,011	2.1	250	225	1.1
75	Chattogram RWH	Guimara	15,600	844	18.5	12,920	2,589	5.0	135	4	33.8	1,500	170	8.8	200	0	0.0

SL	Warehouse Name	Upazila Name	Condom			Shukhi			IUD			Injectables			Implant		
			CBL	AMD	MOS	CBL	AMD	MOS	CBL	AMD	MOS	CBL	AMD	MOS	CBL	AMD	MOS
76	Chattogram RWH	Hathazari	56,916	29,657	1.9	14,940	18,043	0.8	84	20	4.2	2,785	1,362	2.0	250	51	4.9
77	Chattogram RWH	Khagrachhari Sadar	5,904	2,840	2.1	53,280	5,164	10.3	186	38	4.9	926	444	2.1	176	21	8.4
78	Chattogram RWH	Kutubdia	48,852	3,061	16.0	35,280	2,900	12.2	112	37	3.0	8,340	1,035	8.1	600	103	5.8
79	Chattogram RWH	Lakshmichhari	14,419	921	15.7	157,369	1,879	83.8	80	13	6.2	259	100	2.6	150	25	6.0
80	Chattogram RWH	Lohagara	15,390	6,219	2.5	285,868	7,453	38.4	85	20	4.3	2,806	1,315	2.1	200	43	4.7
81	Chattogram RWH	Mahalchhari	15,624	3,191	4.9	19,785	4,229	4.7	77	8	9.6	825	308	2.7	100	23	4.3
82	Chattogram RWH	Maheshkhali	156,536	6,198	25.3	14,150	17,072	0.8	128	50	2.6	6,259	3,191	2.0	200	134	1.5
83	Chattogram RWH	Manikchhari	16,252	1,025	15.9	59,945	1,807	33.2	112	6	18.7	922	441	2.1	50	39	1.3
84	Chattogram RWH	Matiranga	18,300	7,860	2.3	25,030	6,872	3.6	125	34	3.7	1,876	943	2.0	270	39	6.9
85	Chattogram RWH	Mirsharai	24,888	10,950	2.3	50,931	12,612	4.0	117	36	3.3	3,304	1,709	1.9	300	58	5.2
86	Chattogram RWH	Panchhari	11,860	2,577	4.6	16,345	4,315	3.8	131	7	18.7	530	197	2.7	200	33	6.1
87	Chattogram RWH	Panchlaih	86,028	38,855	2.2	18,695	9,853	1.9	280	135	2.1	4,784	2,466	1.9	240	153	1.6
88	Chattogram RWH	Patiya	33,900	14,739	2.3	47,505	14,665	3.2	285	102	2.8	3,661	1,720	2.1	520	136	3.8
89	Chattogram RWH	Pekua	144,900	7,664	18.9	215,910	7,296	29.6	143	37	3.9	5,774	2,780	2.1	200	88	2.3
90	Chattogram RWH	Ramgarh	33,088	3,173	10.4	42,145	4,240	9.9	123	7	17.6	648	201	3.2	200	19	10.5
91	Chattogram RWH	Ramu	22,464	10,705	2.1	112,195	6,047	18.6	159	57	2.8	3,565	1,811	2.0	400	113	3.5
92	Chattogram RWH	Rangunia	31,488	14,136	2.2	51,360	12,605	4.1	122	45	2.7	3,159	1,552	2.0	300	158	1.9
93	Chattogram RWH	Raozan	16,668	9,092	1.8	53,105	8,823	6.0	137	53	2.6	2,175	1,138	1.9	200	107	1.9
94	Chattogram RWH	Sandwip	30,490	8,758	3.5	47,140	10,973	4.3	186	13	14.3	4,993	1,310	3.8	150	91	1.6
95	Chattogram RWH	Satkania	22,360	10,398	2.2	71,865	9,954	7.2	63	23	2.7	1,615	754	2.1	300	80	3.8
96	Chattogram RWH	Sitakunda	26,970	13,044	2.1	58,385	9,870	5.9	129	50	2.6	2,128	1,323	1.6	200	70	2.9
97	Chattogram RWH	Teknaf	55,596	23,797	2.3	268,255	13,224	20.3	177	75	2.4	6,724	4,226	1.6	250	131	1.9
98	Chattogram RWH	Ukhia	15,804	7,513	2.1	82,100	6,442	12.7	98	52	1.9	2,256	1,264	1.8	160	122	1.3
99	Cumilla RWH	Akhaura	45,268	5,610	8.1	28,756	4,416	6.5	75	15	5.0	3,202	681	4.7	150	25	6.0
100	Cumilla RWH	Ashuganj	73,300	11,401	6.4	30,165	6,689	4.5	156	24	6.5	2,514	785	3.2	200	55	3.6

SL	Warehouse Name	Upazila Name	Condom			Shukhi			IUD			Injectables			Implant		
			CBL	AMD	MOS	CBL	AMD	MOS	CBL	AMD	MOS	CBL	AMD	MOS	CBL	AMD	MOS
101	Cumilla RWH	Banchharampur	95,100	14,044	6.8	65,345	9,534	6.9	143	41	3.5	3,208	1,544	2.1	300	145	2.1
102	Cumilla RWH	Barura	56,328	12,579	4.5	14,810	15,631	0.9	99	44	2.3	2,983	2,905	1.0	100	58	1.7
103	Cumilla RWH	Bijoyagar	93,708	10,031	9.3	76,251	8,662	8.8	236	15	15.7	4,359	1,320	3.3	150	45	3.3
104	Cumilla RWH	Brahman Para	44,292	7,450	5.9	43,750	7,113	6.2	119	23	5.2	2,144	722	3.0	210	61	3.4
105	Cumilla RWH	Brahmanbaria Sadar	145,700	22,103	6.6	85,410	10,768	7.9	162	78	2.1	5,926	1,980	3.0	150	127	1.2
106	Cumilla RWH	Burichang	84,278	22,164	3.8	70,230	16,700	4.2	132	36	3.7	3,531	1,747	2.0	200	87	2.3
107	Cumilla RWH	Chandina	83,304	11,183	7.4	50,948	13,902	3.7	93	33	2.8	5,488	2,685	2.0	200	39	5.1
108	Cumilla RWH	Chandpur Sadar	79,900	13,660	5.8	33,685	12,470	2.7	196	103	1.9	5,384	2,384	2.3	150	109	1.4
109	Cumilla RWH	Chauddagam	89,000	16,337	5.4	60,950	15,658	3.9	402	25	16.1	5,782	3,387	1.7	200	39	5.1
110	Cumilla RWH	Cumilla Adarsha Sadar	66,400	42,928	1.5	41,995	16,703	2.5	178	94	1.9	2,467	2,882	0.9	48	142	0.3
111	Cumilla RWH	Cumilla Sadar Dakshin	121,008	10,873	11.1	44,450	10,864	4.1	162	23	7.0	6,271	1,972	3.2	240	59	4.1
112	Cumilla RWH	Daudkandi	68,028	9,817	6.9	52,070	10,007	5.2	203	63	3.2	4,056	1,751	2.3	250	42	6.0
113	Cumilla RWH	Debidwar	141,900	14,663	9.7	57,660	15,748	3.7	280	121	2.3	5,297	2,846	1.9	400	63	6.3
114	Cumilla RWH	Faridganj	96,600	9,928	9.7	70,995	10,824	6.6	250	76	3.3	5,115	2,039	2.5	250	169	1.5
115	Cumilla RWH	Haim Char	19,200	2,912	6.6	11,815	4,076	2.9	107	24	4.5	2,944	404	7.3	100	27	3.7
116	Cumilla RWH	Hajiganj	64,700	5,376	12.0	71,100	9,597	7.4	318	50	6.4	5,454	1,813	3.0	300	64	4.7
117	Cumilla RWH	Homna	99,660	15,089	6.6	51,915	8,719	6.0	127	22	5.8	2,969	1,018	2.9	150	33	4.5
118	Cumilla RWH	Kachua	71,668	8,773	8.2	56,090	10,368	5.4	147	50	2.9	6,501	2,899	2.2	200	50	4.0
119	Cumilla RWH	Kasba	92,400	18,234	5.1	50,390	12,278	4.1	117	58	2.0	2,682	1,103	2.4	50	168	0.3
120	Cumilla RWH	Laksam	56,800	6,898	8.2	27,830	6,104	4.6	78	17	4.6	4,595	1,497	3.1	210	39	5.4
121	Cumilla RWH	Lalmaj	7,584	4,123	1.8	9,030	6,213	1.5	164	9	18.2	1,950	792	2.5	150	22	6.8
122	Cumilla RWH	Manoharganj	86,200	9,023	9.6	38,970	7,654	5.1	108	10	10.8	3,099	1,211	2.6	100	38	2.6
123	Cumilla RWH	Matlab Dakshin	70,428	5,838	12.1	51,582	6,393	8.1	100	18	5.6	4,937	1,480	3.3	250	58	4.3
124	Cumilla RWH	Matlab Uttar	106,700	10,598	10.1	59,585	11,232	5.3	182	65	2.8	4,062	1,355	3.0	450	102	4.4
125	Cumilla RWH	Meghna	52,800	5,371	9.8	33,065	4,859	6.8	132	24	5.5	3,109	770	4.0	200	56	3.6

SL	Warehouse Name	Upazila Name	Condom			Shukhi			IUD			Injectables			Implant		
			CBL	AMD	MOS	CBL	AMD	MOS	CBL	AMD	MOS	CBL	AMD	MOS	CBL	AMD	MOS
126	Cumilla RWH	Muradnagar	174,530	25,821	6.8	84,038	15,976	5.3	212	41	5.2	6,992	2,854	2.4	0	219	0.0
127	Cumilla RWH	Nabinagar	161,545	17,909	9.0	67,543	11,956	5.6	113	38	3.0	3,270	1,567	2.1	100	167	0.6
128	Cumilla RWH	Nangalkot	89,100	15,893	5.6	37,861	7,861	4.8	111	26	4.3	4,505	1,890	2.4	0	64	0.0
129	Cumilla RWH	Nasirnagar	61,644	8,176	7.5	56,895	12,047	4.7	80	19	4.2	3,181	1,042	3.1	350	86	4.1
130	Cumilla RWH	Sarail	108,900	18,681	5.8	48,425	9,695	5.0	80	14	5.7	3,168	1,500	2.1	200	94	2.1
131	Cumilla RWH	Shahrasti	37,300	3,942	9.5	43,770	6,146	7.1	103	27	3.8	4,358	1,832	2.4	350	49	7.1
132	Cumilla RWH	Titas	37,052	9,114	4.1	38,875	4,696	8.3	122	32	3.8	2,894	1,314	2.2	200	30	6.7
133	Dhaka CWH	Araihazar	88,652	14,220	6.2	53,650	19,712	2.7	117	43	2.7	5,017	2,135	2.3	299	97	3.1
134	Dhaka CWH	Bandar	73,637	33,394	2.2	45,298	15,223	3.0	94	20	4.7	4,567	2,046	2.2	187	62	3.0
135	Dhaka CWH	Belabo	17,220	8,240	2.1	13,800	7,310	1.9	119	17	7.0	1,651	822	2.0	100	49	2.0
136	Dhaka CWH	Daulatpur	26,016	11,307	2.3	27,670	9,150	3.0	74	10	7.4	2,151	1,013	2.1	20	62	0.3
137	Dhaka CWH	Dhamrai	43,604	23,234	1.9	24,444	18,713	1.3	327	119	2.7	3,228	1,438	2.2	350	70	5.0
138	Dhaka CWH	Dohar	28,048	12,469	2.2	7,080	6,638	1.1	91	11	8.3	1,647	686	2.4	0	44	0.0
139	Dhaka CWH	Gazaria	18,064	7,508	2.4	26,390	5,797	4.6	68	15	4.5	1,402	682	2.1	1	35	0.0
140	Dhaka CWH	Gazipur Sadar	84,408	40,080	2.1	21,130	15,231	1.4	140	60	2.3	3,449	1,558	2.2	300	66	4.5
141	Dhaka CWH	Ghior	18,396	8,765	2.1	59,160	5,517	10.7	61	11	5.5	897	489	1.8	200	32	6.3
142	Dhaka CWH	Harirampur	48,560	12,495	3.9	70,655	4,979	14.2	91	4	22.8	658	356	1.8	1,173	47	25.0
143	Dhaka CWH	Kaliakair	44,089	23,280	1.9	26,348	17,310	1.5	136	27	5.0	1,465	769	1.9	300	45	6.7
144	Dhaka CWH	Kaliganj	69,536	30,032	2.3	58,440	12,508	4.7	31	11	2.8	3,082	1,521	2.0	250	26	9.6
145	Dhaka CWH	Kapasia	30,528	15,601	2.0	22,565	11,421	2.0	110	10	11.0	1,263	613	2.1	200	79	2.5
146	Dhaka CWH	Keraniganj	79,200	37,130	2.1	78,100	17,463	4.5	245	99	2.5	5,106	2,505	2.0	500	131	3.8
147	Dhaka CWH	Lohajang	22,152	10,248	2.2	23,900	6,386	3.7	114	10	11.4	1,234	541	2.3	600	36	16.7
148	Dhaka CWH	Manikganj Sadar	52,800	23,794	2.2	45,600	11,185	4.1	350	16	21.9	1,848	826	2.2	200	146	1.4
149	Dhaka CWH	Manohardi	24,400	12,211	2.0	86,185	8,085	10.7	179	32	5.6	3,531	1,904	1.9	200	38	5.3
150	Dhaka CWH	Mirpur	177,840	124,477	1.4	49,012	25,129	2.0	735	288	2.6	12,939	7,284	1.8	420	327	1.3

SL	Warehouse Name	Upazila Name	Condom			Shukhi			IUD			Injectables			Implant		
			CBL	AMD	MOS	CBL	AMD	MOS	CBL	AMD	MOS	CBL	AMD	MOS	CBL	AMD	MOS
151	Dhaka CWH	Munshiganj Sadar	53,664	25,854	2.1	55,390	16,290	3.4	68	24	2.8	2,969	1,436	2.1	300	58	5.2
152	Dhaka CWH	Narayanganj Sadar	156,852	74,571	2.1	44,441	43,935	1.0	139	37	3.8	15,232	7,229	2.1	550	128	4.3
153	Dhaka CWH	Narsingdi Sadar	84,202	50,790	1.7	8,761	44,775	0.2	331	125	2.6	18,437	7,230	2.6	658	130	5.1
154	Dhaka CWH	Nawabganj	36,091	16,005	2.3	42,940	9,118	4.7	54	13	4.2	1,268	684	1.9	10	59	0.2
155	Dhaka CWH	Palash	27,000	13,004	2.1	3,700	10,378	0.4	139	15	9.3	2,053	941	2.2	10	42	0.2
156	Dhaka CWH	Roypura	86,940	42,602	2.0	97,180	21,574	4.5	148	93	1.6	7,608	3,668	2.1	200	61	3.3
157	Dhaka CWH	Rupganj	69,652	32,293	2.2	163,585	31,657	5.2	174	40	4.4	5,874	2,906	2.0	300	84	3.6
158	Dhaka CWH	Saturia	21,000	12,162	1.7	15,220	8,094	1.9	93	24	3.9	1,217	663	1.8	300	47	6.4
159	Dhaka CWH	Savar	139,300	72,809	1.9	29,305	25,198	1.2	332	96	3.5	8,419	3,907	2.2	300	104	2.9
160	Dhaka CWH	Serajdikhan	34,268	15,117	2.3	67,719	14,116	4.8	69	34	2.0	1,937	869	2.2	300	70	4.3
161	Dhaka CWH	Shibalaya	10,200	10,390	1.0	20,390	7,391	2.8	110	9	12.2	2,169	774	2.8	250	58	4.3
162	Dhaka CWH	Shibpur	38,276	18,321	2.1	63,165	13,338	4.7	69	20	3.5	3,367	1,736	1.9	200	64	3.1
163	Dhaka CWH	Singair	59,796	18,847	3.2	108,170	10,087	10.7	66	14	4.7	1,321	606	2.2	700	49	14.3
164	Dhaka CWH	Sonargaon	53,153	23,799	2.2	80,766	20,478	3.9	92	20	4.6	5,467	2,618	2.1	300	57	5.3
165	Dhaka CWH	Sreenagar	24,904	12,314	2.0	101,920	9,129	11.2	77	19	4.1	1,263	643	2.0	300	50	6.0
166	Dhaka CWH	Sreepur	54,260	24,447	2.2	41,300	19,584	2.1	120	32	3.8	3,164	1,384	2.3	600	93	6.5
167	Dhaka CWH	Tejgaon	290,900	153,318	1.9	217,290	50,521	4.3	520	281	1.9	15,150	7,873	1.9	670	359	1.9
168	Dhaka CWH	Tongi	48,392	24,838	1.9	42,285	7,568	5.6	152	43	3.5	1,372	637	2.2	283	64	4.4
169	Dhaka CWH	Tongibari	23,692	11,030	2.1	66,820	7,556	8.8	107	10	10.7	842	414	2.0	350	23	15.2
170	Dinajpur RWH	Atwari	15,694	2,359	6.7	33,745	5,093	6.6	140	5	28.0	2,477	605	4.1	100	31	3.2
171	Dinajpur RWH	Baliadangi	22,000	3,133	7.0	44,955	5,657	7.9	117	8	14.6	4,239	1,530	2.8	100	35	2.9
172	Dinajpur RWH	Biral	18,626	8,252	2.3	82,535	11,315	7.3	173	10	17.3	4,438	1,025	4.3	10	98	0.1
173	Dinajpur RWH	Birampur	18,000	5,976	3.0	46,035	5,597	8.2	176	12	14.7	2,295	242	9.5	50	48	1.0
174	Dinajpur RWH	Birganj	23,376	9,295	2.5	59,520	19,231	3.1	203	23	8.8	5,175	1,740	3.0	50	227	0.2
175	Dinajpur RWH	Bochaganj	15,616	4,668	3.3	48,730	8,305	5.9	175	23	7.6	2,282	659	3.5	0	74	0.0

SL	Warehouse Name	Upazila Name	Condom			Shukhi			IUD			Injectables			Implant		
			CBL	AMD	MOS	CBL	AMD	MOS	CBL	AMD	MOS	CBL	AMD	MOS	CBL	AMD	MOS
176	Dinajpur RWH	Boda	16,400	6,872	2.4	29,685	15,207	2.0	148	6	24.7	6,441	2,121	3.0	100	117	0.9
177	Dinajpur RWH	Chirirbandar	19,709	6,345	3.1	64,270	13,201	4.9	147	10	14.7	3,376	1,212	2.8	100	88	1.1
178	Dinajpur RWH	Debiganj	31,500	9,446	3.3	74,760	18,131	4.1	201	23	8.7	7,337	3,187	2.3	50	66	0.8
179	Dinajpur RWH	Dinajpur Sadar	42,200	21,304	2.0	71,105	16,177	4.4	200	34	5.9	4,420	2,121	2.1	20	248	0.1
180	Dinajpur RWH	Fulbari	19,980	7,818	2.6	37,890	7,794	4.9	150	17	8.8	1,790	294	6.1	210	68	3.1
181	Dinajpur RWH	Haripur	21,800	2,656	8.2	39,093	5,250	7.4	121	11	11.0	3,894	454	8.6	2	19	0.1
182	Dinajpur RWH	Kaharole	20,600	3,279	6.3	35,430	9,795	3.6	103	23	4.5	2,333	613	3.8	0	100	0.0
183	Dinajpur RWH	Khansama	21,300	4,010	5.3	64,960	14,093	4.6	116	9	12.9	3,500	1,288	2.7	0	136	0.0
184	Dinajpur RWH	Nawabganj	24,000	9,300	2.6	50,340	11,633	4.3	186	6	31.0	3,553	1,200	3.0	100	73	1.4
185	Dinajpur RWH	Panchagarh Sadar	23,200	9,147	2.5	23,225	12,706	1.8	163	15	10.9	5,482	2,026	2.7	50	52	1.0
186	Dinajpur RWH	Parbatipur	43,740	19,089	2.3	49,190	17,435	2.8	284	46	6.2	4,838	1,747	2.8	195	139	1.4
187	Dinajpur RWH	Pirganj	38,670	5,221	7.4	68,075	8,507	8.0	121	26	4.7	3,118	906	3.4	300	63	4.8
188	Dinajpur RWH	Ranisankail	23,560	4,815	4.9	37,210	12,623	2.9	132	7	18.9	3,032	952	3.2	205	46	4.5
189	Dinajpur RWH	Tentulia	15,840	5,314	3.0	27,280	6,310	4.3	86	17	5.1	3,488	495	7.0	200	45	4.4
190	Dinajpur RWH	Thakurgaon Sadar	44,400	15,402	2.9	81,205	24,008	3.4	290	19	15.3	10,990	5,403	2.0	10	159	0.1
191	Faridpur RWH	Alfadanga	91,496	6,377	14.3	26,075	3,328	7.8	73	8	9.1	1,750	473	3.7	300	65	4.6
192	Faridpur RWH	Baliakandi	252,254	24,058	10.5	50,650	11,421	4.4	144	30	4.8	3,997	1,117	3.6	250	32	7.8
193	Faridpur RWH	Bhanga	185,325	22,494	8.2	124,752	13,435	9.3	155	76	2.0	3,490	784	4.5	400	162	2.5
194	Faridpur RWH	Bhedarganj	28,780	6,216	4.6	46,270	7,949	5.8	307	24	12.8	5,272	1,416	3.7	100	59	1.7
195	Faridpur RWH	Boalmari	45,484	12,390	3.7	48,260	10,762	4.5	93	14	6.6	4,277	983	4.4	400	120	3.3
196	Faridpur RWH	Char Bhadrasan	11,038	4,819	2.3	7,200	2,302	3.1	15	12	1.3	1,092	158	6.9	150	41	3.7
197	Faridpur RWH	Damudya	35,184	4,204	8.4	25,820	2,862	9.0	160	15	10.7	1,562	284	5.5	100	14	7.1
198	Faridpur RWH	Faridpur Sadar	88,397	41,015	2.2	43,555	18,441	2.4	100	31	3.2	8,856	3,329	2.7	650	172	3.8
199	Faridpur RWH	Goalanda	327,840	5,663	57.9	49,990	3,697	13.5	35	9	3.9	2,284	637	3.6	200	54	3.7
200	Faridpur RWH	Gopalganj Sadar	87,694	28,753	3.0	51,545	15,151	3.4	178	30	5.9	3,872	1,130	3.4	400	136	2.9

SL	Warehouse Name	Upazila Name	Condom			Shukhi			IUD			Injectables			Implant		
			CBL	AMD	MOS	CBL	AMD	MOS	CBL	AMD	MOS	CBL	AMD	MOS	CBL	AMD	MOS
201	Faridpur RWH	Gosairhat	265,064	8,500	31.2	42,825	6,566	6.5	158	15	10.5	3,128	814	3.8	100	30	3.3
202	Faridpur RWH	Kalkini	129,000	16,218	8.0	43,650	13,335	3.3	190	37	5.1	4,629	1,322	3.5	100	78	1.3
203	Faridpur RWH	Kalukhali	74,600	7,532	9.9	49,150	9,033	5.4	205	7	29.3	2,001	438	4.6	0	50	0.0
204	Faridpur RWH	Kashiani	109,020	14,684	7.4	35,570	9,809	3.6	50	9	5.6	2,644	753	3.5	200	67	3.0
205	Faridpur RWH	Kotalipara	41,400	10,684	3.9	54,560	14,252	3.8	63	9	7.0	3,383	690	4.9	350	71	4.9
206	Faridpur RWH	Madaripur Sadar	67,508	16,464	4.1	42,495	20,164	2.1	293	51	5.7	10,610	3,275	3.2	200	101	2.0
207	Faridpur RWH	Madhukhali	293,456	13,505	21.7	44,505	13,847	3.2	208	42	5.0	5,369	1,118	4.8	400	82	4.9
208	Faridpur RWH	Muksudpur	132,432	20,571	6.4	67,940	23,240	2.9	97	22	4.4	6,874	1,889	3.6	400	74	5.4
209	Faridpur RWH	Nagarkanda	118,848	14,365	8.3	44,255	10,453	4.2	280	30	9.3	2,569	493	5.2	200	55	3.6
210	Faridpur RWH	Naria	268,823	8,079	33.3	32,370	8,921	3.6	108	12	9.0	1,669	547	3.1	200	46	4.3
211	Faridpur RWH	Pangsha	192,800	13,401	14.4	49,570	11,265	4.4	39	17	2.3	6,132	1,315	4.7	300	88	3.4
212	Faridpur RWH	Rajbari Sadar	48,224	20,630	2.3	46,985	11,877	4.0	344	81	4.2	5,208	1,332	3.9	350	180	1.9
213	Faridpur RWH	Rajoir	41,184	9,615	4.3	29,217	10,727	2.7	80	7	11.4	3,166	862	3.7	100	52	1.9
214	Faridpur RWH	Sadarpur	237,956	18,682	12.7	40,125	7,386	5.4	50	10	5.0	2,378	493	4.8	100	63	1.6
215	Faridpur RWH	Saltha	52,188	11,269	4.6	29,805	8,006	3.7	95	22	4.3	2,004	545	3.7	400	83	4.8
216	Faridpur RWH	Shariatpur Sadar	35,188	8,380	4.2	29,125	6,651	4.4	182	50	3.6	2,867	601	4.8	320	84	3.8
217	Faridpur RWH	Shib Char	21,736	16,960	1.3	49,200	14,215	3.5	160	33	4.8	3,303	1,406	2.3	100	62	1.6
218	Faridpur RWH	Tungipara	29,428	8,302	3.5	29,475	5,521	5.3	110	12	9.2	1,714	413	4.2	200	32	6.3
219	Faridpur RWH	Zanjira	199,769	12,491	16.0	31,666	7,169	4.4	132	17	7.8	3,982	821	4.9	50	25	2.0
220	Jamalpur RWH	Bakshiganj	21,908	9,509	2.3	9,160	8,796	1.0	26	2	13.0	1,309	673	1.9	250	55	4.5
221	Jamalpur RWH	Char Rajibpur	30,600	15,494	2.0	5,700	3,036	1.9	56	2	28.0	1,635	849	1.9	50	30	1.7
222	Jamalpur RWH	Dewanganj	28,580	14,780	1.9	28,320	9,716	2.9	59	13	4.5	3,800	1,998	1.9	300	126	2.4
223	Jamalpur RWH	Islampur	49,472	26,274	1.9	66,345	17,280	3.8	111	32	3.5	3,108	1,452	2.1	400	96	4.2
224	Jamalpur RWH	Jamalpur Sadar	72,000	43,527	1.7	54,720	34,088	1.6	100	39	2.6	9,000	4,481	2.0	300	155	1.9
225	Jamalpur RWH	Jhenaigati	29,875	12,615	2.4	25,436	12,348	2.1	46	6	7.7	3,574	1,586	2.3	200	54	3.7

SL	Warehouse Name	Upazila Name	Condom			Shukhi			IUD			Injectables			Implant		
			CBL	AMD	MOS	CBL	AMD	MOS	CBL	AMD	MOS	CBL	AMD	MOS	CBL	AMD	MOS
226	Jamalpur RWH	Madarganj	25,400	10,193	2.5	3,360	9,418	0.4	45	17	2.6	550	590	0.9	200	116	1.7
227	Jamalpur RWH	Melandaha	56,400	13,464	4.2	18,000	14,045	1.3	70	31	2.3	3,100	1,204	2.6	250	81	3.1
228	Jamalpur RWH	Nakla	26,340	12,313	2.1	57,980	11,543	5.0	100	9	11.1	2,969	1,179	2.5	200	34	5.9
229	Jamalpur RWH	Nalitabari	32,676	15,323	2.1	27,970	13,001	2.2	34	13	2.6	2,916	1,240	2.4	100	71	1.4
230	Jamalpur RWH	Raumari	41,400	19,328	2.1	2,160	8,942	0.2	42	15	2.8	2,935	1,261	2.3	100	36	2.8
231	Jamalpur RWH	Sarishabari	70,800	27,339	2.6	37,920	14,722	2.6	151	41	3.7	3,000	1,511	2.0	100	66	1.5
232	Jamalpur RWH	Sherpur Sadar	71,900	29,205	2.5	40,430	25,151	1.6	91	21	4.3	9,020	3,730	2.4	300	142	2.1
233	Jamalpur RWH	Sreebardi	34,868	16,370	2.1	44,189	15,034	2.9	86	10	8.6	1,502	723	2.1	310	112	2.8
234	Jashore RWH	Abhaynagar	50,196	16,535	3.0	27,510	9,636	2.9	158	7	22.6	3,070	1,476	2.1	150	48	3.1
235	Jashore RWH	Bagher Para	78,596	10,203	7.7	29,365	7,050	4.2	42	18	2.3	2,020	1,002	2.0	200	70	2.9
236	Jashore RWH	Chaugachha	41,800	20,786	2.0	21,000	10,179	2.1	91	7	13.0	1,760	826	2.1	300	71	4.2
237	Jashore RWH	Harinakunda	30,744	9,765	3.1	21,985	11,670	1.9	106	11	9.6	1,777	771	2.3	300	65	4.6
238	Jashore RWH	Jashore Sadar	181,900	75,161	2.4	134,865	42,124	3.2	147	35	4.2	17,234	5,869	2.9	140	126	1.1
239	Jashore RWH	Jhenaidah Sadar	49,255	20,895	2.4	39,620	14,889	2.7	106	36	2.9	3,825	1,627	2.4	362	77	4.7
240	Jashore RWH	Jhikargachha	40,200	19,412	2.1	37,680	10,043	3.8	50	14	3.6	2,900	1,280	2.3	105	46	2.3
241	Jashore RWH	Kalia	50,020	16,348	3.1	17,570	10,831	1.6	375	15	25.0	1,186	663	1.8	400	69	5.8
242	Jashore RWH	Kaliganj	35,300	16,272	2.2	35,070	12,202	2.9	84	8	10.5	1,595	735	2.2	200	61	3.3
243	Jashore RWH	Keshabpur	36,100	13,809	2.6	16,150	8,624	1.9	302	10	30.2	4,496	1,905	2.4	350	50	7.0
244	Jashore RWH	Kotchandpur	18,500	6,490	2.9	36,620	4,738	7.7	50	4	12.5	1,000	472	2.1	400	28	14.3
245	Jashore RWH	Lohagara	58,448	17,000	3.4	19,570	10,366	1.9	194	9	21.6	4,555	1,535	3.0	850	52	16.3
246	Jashore RWH	Magura Sadar	56,332	27,427	2.1	43,250	23,015	1.9	252	83	3.0	6,196	2,759	2.2	50	182	0.3
247	Jashore RWH	Maheshpur	28,168	11,505	2.4	43,048	8,878	4.8	138	13	10.6	3,300	2,088	1.6	200	38	5.3
248	Jashore RWH	Manirampur	67,700	26,943	2.5	88,145	19,310	4.6	134	15	8.9	10,555	5,362	2.0	300	79	3.8
249	Jashore RWH	Mohammadpur	19,656	7,706	2.6	35,520	8,676	4.1	121	10	12.1	1,642	796	2.1	150	44	3.4
250	Jashore RWH	Narail Sadar	48,862	22,953	2.1	19,405	16,155	1.2	253	17	14.9	3,451	1,678	2.1	200	63	3.2

SL	Warehouse Name	Upazila Name	Condom			Shukhi			IUD			Injectables			Implant		
			CBL	AMD	MOS	CBL	AMD	MOS	CBL	AMD	MOS	CBL	AMD	MOS	CBL	AMD	MOS
251	Jashore RWH	Shailkupa	40,344	20,517	2.0	41,925	15,862	2.6	368	12	30.7	3,072	1,522	2.0	200	96	2.1
252	Jashore RWH	Shalikha	17,604	6,823	2.6	40,648	8,189	5.0	27	8	3.4	1,392	598	2.3	100	46	2.2
253	Jashore RWH	Sharsha	62,472	34,245	1.8	47,045	12,763	3.7	64	14	4.6	4,735	2,509	1.9	250	69	3.6
254	Jashore RWH	Sreepur	62,208	9,393	6.6	14,020	7,400	1.9	119	14	8.5	1,205	587	2.1	500	51	9.8
255	Khulna RWH	Assasuni	76,944	13,868	5.5	135,160	21,414	6.3	70	7	10.0	6,027	1,561	3.9	50	62	0.8
256	Khulna RWH	Bagerhat Sadar	47,352	17,317	2.7	42,400	12,533	3.4	95	9	10.6	2,509	1,039	2.4	240	61	3.9
257	Khulna RWH	Batiaghata	237,000	11,155	21.2	188,130	9,561	19.7	55	7	7.9	2,600	701	3.7	400	46	8.7
258	Khulna RWH	Chitalmari	74,628	16,854	4.4	317,950	9,906	32.1	25	4	6.3	4,269	1,530	2.8	350	39	9.0
259	Khulna RWH	Dacope	61,800	6,194	10.0	409,655	7,611	53.8	57	15	3.8	1,821	493	3.7	350	96	3.6
260	Khulna RWH	Daulatpur	105,108	46,376	2.3	285,294	19,774	14.4	85	17	5.0	7,400	3,745	2.0	200	50	4.0
261	Khulna RWH	Debhata	49,200	13,374	3.7	85,965	8,099	10.6	85	5	17.0	1,910	447	4.3	200	28	7.1
262	Khulna RWH	Dumuria	240,600	27,194	8.8	403,615	23,268	17.3	164	24	6.8	9,048	2,280	4.0	300	144	2.1
263	Khulna RWH	Fakirhat	31,100	9,236	3.4	169,280	6,827	24.8	67	4	16.8	888	495	1.8	300	45	6.7
264	Khulna RWH	Kachua	35,880	6,207	5.8	68,295	5,203	13.1	68	9	7.6	1,587	533	3.0	100	20	5.0
265	Khulna RWH	Kalarooa	108,000	21,425	5.0	310,995	7,279	42.7	95	5	19.0	3,563	980	3.6	300	39	7.7
266	Khulna RWH	Kaliganj	77,100	24,876	3.1	177,840	20,258	8.8	134	7	19.1	3,940	1,337	2.9	300	58	5.2
267	Khulna RWH	Khulna Sadar	207,268	62,569	3.3	787,120	14,741	53.4	400	132	3.0	11,775	2,714	4.3	400	37	10.8
268	Khulna RWH	Koyra	839,400	13,039	64.4	142,765	18,861	7.6	60	15	4.0	2,363	604	3.9	300	63	4.8
269	Khulna RWH	Mollahat	40,839	9,292	4.4	229,030	8,734	26.2	35	2	17.5	1,692	440	3.8	200	36	5.6
270	Khulna RWH	Mongla	71,480	12,805	5.6	97,498	8,299	11.7	89	14	6.4	3,353	1,001	3.3	350	36	9.7
271	Khulna RWH	Morrelganj	92,700	13,399	6.9	653,405	15,125	43.2	303	72	4.2	7,191	1,509	4.8	500	115	4.3
272	Khulna RWH	Paikgachha	338,400	13,300	25.4	529,155	18,046	29.3	72	10	7.2	1,931	897	2.2	100	83	1.2
273	Khulna RWH	Phultala	809,400	11,750	68.9	586,250	4,973	117.9	115	25	4.6	1,800	527	3.4	400	61	6.6
274	Khulna RWH	Rampal	42,700	13,263	3.2	62,685	9,453	6.6	93	11	8.5	1,250	545	2.3	200	34	5.9
275	Khulna RWH	Rupsa	42,100	13,817	3.0	64,460	9,669	6.7	96	12	8.0	1,909	510	3.7	200	54	3.7

SL	Warehouse Name	Upazila Name	Condom			Shukhi			IUD			Injectables			Implant		
			CBL	AMD	MOS	CBL	AMD	MOS	CBL	AMD	MOS	CBL	AMD	MOS	CBL	AMD	MOS
276	Khulna RWH	Sarankhola	27,100	6,997	3.9	136,530	5,568	24.5	30	5	6.0	2,150	928	2.3	200	63	3.2
277	Khulna RWH	Satkhira Sadar	81,900	44,053	1.9	68,310	17,548	3.9	74	21	3.5	8,954	3,552	2.5	440	79	5.6
278	Khulna RWH	Shyamnagar	76,520	18,139	4.2	136,470	20,936	6.5	100	16	6.3	3,233	953	3.4	395	104	3.8
279	Khulna RWH	Tala	93,312	18,131	5.1	294,570	16,442	17.9	228	41	5.6	6,618	2,059	3.2	200	52	3.8
280	Khulna RWH	Terokhada	37,900	13,858	2.7	307,725	6,495	47.4	103	7	14.7	349	335	1.0	350	38	9.2
281	Kushtia RWH	Alamdanga	33,012	16,334	2.0	28,110	15,093	1.9	61	14	4.4	4,204	1,994	2.1	0	95	0.0
282	Kushtia RWH	Bheramara	34,716	15,173	2.3	47,235	7,898	6.0	52	5	10.4	2,152	1,014	2.1	300	45	6.7
283	Kushtia RWH	Chuadanga Sadar	44,700	28,477	1.6	31,005	10,983	2.8	52	20	2.6	5,238	3,040	1.7	200	60	3.3
284	Kushtia RWH	Damurhuda	40,164	19,711	2.0	32,540	11,587	2.8	61	18	3.4	5,839	2,985	2.0	50	87	0.6
285	Kushtia RWH	Daulatpur	80,900	41,335	2.0	85,795	20,601	4.2	212	3	70.7	7,629	3,599	2.1	300	41	7.3
286	Kushtia RWH	Gangni	45,456	22,485	2.0	18,600	11,149	1.7	42	12	3.5	8,175	3,943	2.1	100	35	2.9
287	Kushtia RWH	Jiban Nagar	17,500	5,751	3.0	13,525	6,184	2.2	66	25	2.6	2,701	1,212	2.2	0	87	0.0
288	Kushtia RWH	Khoksa	32,700	14,726	2.2	29,475	8,028	3.7	30	2	15.0	763	330	2.3	100	19	5.3
289	Kushtia RWH	Kumarkhali	46,774	21,884	2.1	45,365	10,703	4.2	68	6	11.3	2,481	1,247	2.0	0	59	0.0
290	Kushtia RWH	Kushtia Sadar	91,500	44,230	2.1	53,965	23,381	2.3	152	55	2.8	8,862	4,418	2.0	70	182	0.4
291	Kushtia RWH	Meherpur Sadar	56,544	27,849	2.0	27,085	8,439	3.2	39	14	2.8	5,727	2,692	2.1	50	38	1.3
292	Kushtia RWH	Mirpur	56,700	25,404	2.2	63,470	15,290	4.2	14	5	2.8	4,089	1,919	2.1	100	47	2.1
293	Kushtia RWH	Mujib Nagar	17,740	7,367	2.4	7,275	2,197	3.3	28	7	4.0	1,909	951	2.0	100	14	7.1
294	Mymensingh RWH	Atpara	63,550	5,812	10.9	77,780	7,140	10.9	146	3	48.7	2,103	696	3.0	200	48	4.2
295	Mymensingh RWH	Austagram	78,300	9,118	8.6	43,630	6,448	6.8	100	22	4.5	3,149	870	3.6	300	24	12.5
296	Mymensingh RWH	Bajitpur	87,460	14,483	6.0	186,580	12,083	15.4	83	11	7.5	1,908	691	2.8	200	43	4.7
297	Mymensingh RWH	Barhatta	63,824	10,303	6.2	42,560	13,079	3.3	138	2	69.0	3,027	1,446	2.1	100	70	1.4
298	Mymensingh RWH	Bhairab	90,582	20,291	4.5	60,640	10,414	5.8	228	21	10.9	3,180	1,257	2.5	400	76	5.3
299	Mymensingh RWH	Bhaluka	108,600	31,909	3.4	11,040	24,907	0.4	206	71	2.9	4,005	1,695	2.4	400	71	5.6
300	Mymensingh RWH	Dharampasha	75,160	19,606	3.8	92,940	15,071	6.2	118	9	13.1	3,984	1,393	2.9	400	164	2.4

SL	Warehouse Name	Upazila Name	Condom			Shukhi			IUD			Injectables			Implant		
			CBL	AMD	MOS	CBL	AMD	MOS	CBL	AMD	MOS	CBL	AMD	MOS	CBL	AMD	MOS
301	Mymensingh RWH	Dhobaura	74,100	11,938	6.2	57,995	11,946	4.9	81	5	16.2	3,400	1,184	2.9	150	38	3.9
302	Mymensingh RWH	Durgapur	65,500	19,661	3.3	6,720	16,066	0.4	182	6	30.3	5,306	2,380	2.2	100	52	1.9
303	Mymensingh RWH	Fulbaria	90,300	20,937	4.3	219,240	31,252	7.0	128	45	2.8	3,012	1,339	2.2	200	50	4.0
304	Mymensingh RWH	Gaffargaon	121,248	29,101	4.2	17,460	22,139	0.8	67	29	2.3	5,142	2,065	2.5	100	86	1.2
305	Mymensingh RWH	Gauripur	186,084	10,814	17.2	388,800	18,976	20.5	159	23	6.9	4,105	1,657	2.5	300	67	4.5
306	Mymensingh RWH	Haluaghat	80,000	12,208	6.6	114,840	20,002	5.7	140	14	10.0	3,578	1,320	2.7	200	55	3.6
307	Mymensingh RWH	Hossainpur	77,290	6,732	11.5	163,630	7,867	20.8	75	21	3.6	1,766	777	2.3	200	62	3.2
308	Mymensingh RWH	Ishwarganj	63,368	16,730	3.8	228,480	39,459	5.8	67	12	5.6	4,575	2,004	2.3	200	51	3.9
309	Mymensingh RWH	Itna	30,404	5,920	5.1	24,535	7,527	3.3	141	2	70.5	792	186	4.3	50	45	1.1
310	Mymensingh RWH	Kalmakanda	43,440	23,449	1.9	116,775	20,323	5.7	125	13	9.6	2,486	1,191	2.1	140	51	2.7
311	Mymensingh RWH	Karimganj	73,428	11,253	6.5	254,415	13,702	18.6	101	21	4.8	1,986	759	2.6	300	106	2.8
312	Mymensingh RWH	Katiadi	51,516	15,206	3.4	111,128	12,642	8.8	160	32	5.0	3,037	1,337	2.3	200	96	2.1
313	Mymensingh RWH	Kendua	84,020	14,629	5.7	52,090	23,092	2.3	106	17	6.2	3,484	1,261	2.8	426	111	3.8
314	Mymensingh RWH	Khaliajuri	38,820	6,460	6.0	19,750	6,104	3.2	100	4	25.0	1,393	368	3.8	200	43	4.7
315	Mymensingh RWH	Kishoreganj Sadar	63,108	28,883	2.2	44,890	19,707	2.3	260	87	3.0	4,630	2,202	2.1	250	113	2.2
316	Mymensingh RWH	Kuliar Char	73,000	8,796	8.3	79,020	7,790	10.1	60	11	5.5	2,102	692	3.0	300	67	4.5
317	Mymensingh RWH	Madan	59,464	9,630	6.2	17,100	10,434	1.6	215	7	30.7	2,250	630	3.6	42	76	0.6
318	Mymensingh RWH	Mithamain	38,304	9,016	4.2	27,470	7,375	3.7	102	9	11.3	1,013	253	4.0	200	44	4.5
319	Mymensingh RWH	Mohanganj	50,650	7,296	6.9	27,400	10,766	2.5	174	11	15.8	2,351	1,029	2.3	305	64	4.8
320	Mymensingh RWH	Muktagachha	55,912	22,864	2.4	264,420	28,596	9.2	167	16	10.4	5,720	2,027	2.8	300	84	3.6
321	Mymensingh RWH	Mymensingh Sadar	150,056	46,152	3.3	103,760	38,941	2.7	182	82	2.2	9,356	3,496	2.7	260	149	1.7
322	Mymensingh RWH	Nandail	96,814	13,260	7.3	277,910	41,535	6.7	145	19	7.6	4,923	2,328	2.1	400	86	4.7
323	Mymensingh RWH	Netrakona Sadar	47,695	18,413	2.6	35,120	24,260	1.4	103	9	11.4	4,914	2,446	2.0	500	135	3.7
324	Mymensingh RWH	Nikli	52,237	6,219	8.4	29,800	5,131	5.8	79	24	3.3	1,848	538	3.4	50	59	0.8
325	Mymensingh RWH	Pakundia	67,560	8,965	7.5	36,260	9,371	3.9	140	25	5.6	2,286	643	3.6	200	84	2.4

SL	Warehouse Name	Upazila Name	Condom			Shukhi			IUD			Injectables			Implant		
			CBL	AMD	MOS	CBL	AMD	MOS	CBL	AMD	MOS	CBL	AMD	MOS	CBL	AMD	MOS
326	Mymensingh RWH	Phulpur	120,000	18,556	6.5	272,930	34,522	7.9	120	43	2.8	6,047	2,514	2.4	500	171	2.9
327	Mymensingh RWH	Purbadhala	61,349	11,345	5.4	228,614	19,198	11.9	117	10	11.7	3,345	2,046	1.6	100	106	0.9
328	Mymensingh RWH	Tarail	54,680	11,972	4.6	221,940	9,692	22.9	69	22	3.1	2,193	638	3.4	250	39	6.4
329	Mymensingh RWH	Trishal	100,734	28,190	3.6	20,030	34,531	0.6	176	27	6.5	4,083	1,656	2.5	0	86	0.0
330	Noakhali RWH	Begumganj	29,500	19,154	1.5	9,110	12,641	0.7	73	96	0.8	902	1,724	0.5	10	170	0.1
331	Noakhali RWH	Chatkhil	15,300	3,876	3.9	9,189	3,686	2.5	103	23	4.5	2,246	772	2.9	1	52	0.0
332	Noakhali RWH	Chhagalnaiya	14,500	6,524	2.2	9,610	6,892	1.4	70	19	3.7	3,312	1,115	3.0	130	42	3.1
333	Noakhali RWH	Companiganj	23,212	7,308	3.2	6,175	5,806	1.1	103	14	7.4	4,022	1,194	3.4	50	63	0.8
334	Noakhali RWH	Daganbhuiyan	25,920	11,771	2.2	8,605	5,578	1.5	60	15	4.0	2,469	902	2.7	100	32	3.1
335	Noakhali RWH	Feni Sadar	62,500	32,558	1.9	22,464	14,183	1.6	373	179	2.1	7,477	3,480	2.1	600	146	4.1
336	Noakhali RWH	Fulgazi	13,392	4,797	2.8	9,665	3,195	3.0	38	16	2.4	1,103	409	2.7	200	21	9.5
337	Noakhali RWH	Hatiya	132,936	18,300	7.3	51,244	17,408	2.9	629	88	7.1	14,998	2,827	5.3	1,100	154	7.1
338	Noakhali RWH	Kabirhat	25,362	6,901	3.7	19,380	5,493	3.5	150	15	10.0	4,575	1,192	3.8	5	68	0.1
339	Noakhali RWH	Kamalnagar	16,584	6,722	2.5	10,339	5,792	1.8	238	59	4.0	8,769	3,287	2.7	55	81	0.7
340	Noakhali RWH	Lakshmpur Sadar	27,544	13,274	2.1	12,760	12,148	1.1	150	46	3.3	11,426	6,089	1.9	600	106	5.7
341	Noakhali RWH	Noakhali Sadar	4,740	24,010	0.2	2,200	11,081	0.2	0	76	0.0	620	2,752	0.2	0	162	0.0
342	Noakhali RWH	Parshuram	12,739	3,100	4.1	8,195	3,129	2.6	61	19	3.2	1,137	331	3.4	300	41	7.3
343	Noakhali RWH	Ramganj	18,396	5,688	3.2	9,045	4,208	2.1	63	12	5.3	2,609	1,344	1.9	50	43	1.2
344	Noakhali RWH	Ramgati	37,171	3,614	10.3	5,590	5,362	1.0	133	20	6.7	8,578	3,228	2.7	300	60	5.0
345	Noakhali RWH	Roypur	17,108	3,450	5.0	20,295	7,141	2.8	167	47	3.6	2,653	1,268	2.1	100	42	2.4
346	Noakhali RWH	Senbagh	17,500	7,995	2.2	10,645	6,530	1.6	86	22	3.9	2,813	1,332	2.1	100	66	1.5
347	Noakhali RWH	Sonagazi	24,040	9,168	2.6	13,155	6,688	2.0	96	26	3.7	4,275	2,061	2.1	200	54	3.7
348	Noakhali RWH	Sonaimuri	16,600	7,929	2.1	14,080	5,575	2.5	95	25	3.8	3,210	1,675	1.9	120	73	1.6
349	Noakhali RWH	Subarnachar	28,300	10,594	2.7	14,435	7,840	1.8	100	24	4.2	2,803	1,239	2.3	60	107	0.6
350	Pabna RWH	Atgharia	74,700	10,956	6.8	17,470	9,098	1.9	130	8	16.3	1,690	491	3.4	150	34	4.4

SL	Warehouse Name	Upazila Name	Condom			Shukhi			IUD			Injectables			Implant		
			CBL	AMD	MOS	CBL	AMD	MOS	CBL	AMD	MOS	CBL	AMD	MOS	CBL	AMD	MOS
351	Pabna RWH	Belkuchi	203,684	40,132	5.1	50,630	15,796	3.2	114	12	9.5	8,371	1,830	4.6	100	31	3.2
352	Pabna RWH	Bera	332,300	9,487	35.0	117,435	11,305	10.4	142	64	2.2	4,897	1,273	3.8	200	32	6.3
353	Pabna RWH	Bhangura	146,484	7,178	20.4	84,810	4,656	18.2	86	8	10.8	1,227	171	7.2	60	29	2.1
354	Pabna RWH	Chatmohar	223,008	29,047	7.7	54,960	26,300	2.1	115	31	3.7	3,745	1,517	2.5	200	60	3.3
355	Pabna RWH	Faridpur	153,168	7,604	20.1	21,185	6,302	3.4	141	13	10.8	4,085	927	4.4	100	31	3.2
356	Pabna RWH	Ishwardi	140,472	28,778	4.9	20,450	17,317	1.2	231	28	8.3	5,358	1,247	4.3	200	95	2.1
357	Pabna RWH	Kamarkhanda	129,766	10,881	11.9	42,525	8,649	4.9	180	25	7.2	3,696	915	4.0	300	34	8.8
358	Pabna RWH	Kazipur	201,700	23,056	8.7	62,204	13,504	4.6	334	104	3.2	8,807	2,310	3.8	200	111	1.8
359	Pabna RWH	Pabna Sadar	118,956	47,544	2.5	37,130	24,991	1.5	291	89	3.3	10,245	4,476	2.3	200	93	2.2
360	Pabna RWH	Royganj	133,900	21,146	6.3	54,480	20,626	2.6	171	30	5.7	5,349	1,586	3.4	150	17	8.8
361	Pabna RWH	Santhia	234,000	27,814	8.4	33,135	16,321	2.0	62	28	2.2	8,000	3,593	2.2	100	59	1.7
362	Pabna RWH	Shahjadpur	218,372	30,675	7.1	28,530	20,102	1.4	458	92	5.0	11,675	3,761	3.1	500	166	3.0
363	Pabna RWH	Sirajganj Sadar	118,500	39,135	3.0	47,920	20,228	2.4	250	54	4.6	11,253	3,178	3.5	100	54	1.9
364	Pabna RWH	Sujanagar	262,680	12,855	20.4	54,355	10,744	5.1	152	17	8.9	6,264	1,655	3.8	100	42	2.4
365	Pabna RWH	Tarash	148,800	16,332	9.1	4,080	15,546	0.3	270	39	6.9	4,344	1,246	3.5	100	28	3.6
366	Pabna RWH	Ullah Para	216,600	61,784	3.5	65,935	31,041	2.1	517	135	3.8	11,747	5,663	2.1	100	37	2.7
367	Patuakhali RWH	Amtali	19,496	12,213	1.6	29,020	18,082	1.6	145	24	6.0	3,352	1,934	1.7	100	159	0.6
368	Patuakhali RWH	Bamna	9,400	3,725	2.5	13,770	4,585	3.0	60	12	5.0	531	207	2.6	150	78	1.9
369	Patuakhali RWH	Barguna Sadar	21,200	9,049	2.3	32,910	13,021	2.5	130	45	2.9	6,950	3,383	2.1	400	135	3.0
370	Patuakhali RWH	Bauphal	21,300	8,072	2.6	34,950	14,446	2.4	180	58	3.1	3,100	1,952	1.6	400	117	3.4
371	Patuakhali RWH	Betagi	12,400	5,451	2.3	8,510	5,144	1.7	70	11	6.4	1,265	646	2.0	250	50	5.0
372	Patuakhali RWH	Dashmina	10,618	3,929	2.7	17,830	6,527	2.7	77	14	5.5	1,923	917	2.1	450	94	4.8
373	Patuakhali RWH	Dumki	7,584	3,551	2.1	8,505	2,922	2.9	75	8	9.4	915	383	2.4	50	27	1.9
374	Patuakhali RWH	Galachipa	34,568	13,878	2.5	51,405	22,700	2.3	200	39	5.1	8,694	4,055	2.1	150	175	0.9
375	Patuakhali RWH	Kalapara	30,344	12,789	2.4	35,515	16,141	2.2	116	25	4.6	6,772	3,200	2.1	400	78	5.1

SL	Warehouse Name	Upazila Name	Condom			Shukhi			IUD			Injectables			Implant		
			CBL	AMD	MOS	CBL	AMD	MOS	CBL	AMD	MOS	CBL	AMD	MOS	CBL	AMD	MOS
376	Patuakhali RWH	Mirzaganj	13,988	5,646	2.5	22,365	6,352	3.5	100	7	14.3	1,220	579	2.1	150	34	4.4
377	Patuakhali RWH	Patharghata	14,844	6,600	2.2	21,960	8,998	2.4	152	27	5.6	2,461	1,243	2.0	200	108	1.9
378	Patuakhali RWH	Patuakhali Sadar	34,668	16,004	2.2	34,038	14,540	2.3	197	78	2.5	6,308	3,294	1.9	330	188	1.8
379	Rajshahi RWH	Bagatipara	69,096	16,923	4.1	25,030	6,256	4.0	54	4	13.5	687	323	2.1	100	54	1.9
380	Rajshahi RWH	Bagha	70,500	26,130	2.7	27,915	9,424	3.0	48	5	9.6	2,988	1,474	2.0	150	40	3.8
381	Rajshahi RWH	Baghmara	167,100	39,019	4.3	111,630	25,366	4.4	172	30	5.7	3,721	2,006	1.9	100	53	1.9
382	Rajshahi RWH	Baraigram	73,500	15,483	4.7	33,900	9,745	3.5	106	21	5.0	2,080	1,230	1.7	40	65	0.6
383	Rajshahi RWH	Bholahat	27,132	6,986	3.9	21,075	4,795	4.4	49	2	24.5	1,046	511	2.0	100	31	3.2
384	Rajshahi RWH	Boalia	111,600	48,960	2.3	23,520	5,718	4.1	90	25	3.6	3,700	1,928	1.9	365	101	3.6
385	Rajshahi RWH	Chapai Nababganj Sadar	98,400	41,814	2.4	49,500	13,664	3.6	120	53	2.3	5,413	2,447	2.2	50	37	1.4
386	Rajshahi RWH	Charghat	95,400	23,120	4.1	27,360	10,535	2.6	110	13	8.5	1,250	564	2.2	50	76	0.7
387	Rajshahi RWH	Durgapur	49,860	20,385	2.4	34,465	7,892	4.4	64	3	21.3	1,047	328	3.2	50	45	1.1
388	Rajshahi RWH	Godagari	186,000	33,080	5.6	97,960	13,912	7.0	112	9	12.4	4,676	2,071	2.3	150	70	2.1
389	Rajshahi RWH	Gomastapur	57,300	27,574	2.1	37,812	12,164	3.1	174	17	10.2	1,580	635	2.5	300	60	5.0
390	Rajshahi RWH	Gurudaspur	124,848	25,155	5.0	40,020	12,709	3.1	89	5	17.8	1,946	929	2.1	400	91	4.4
391	Rajshahi RWH	Lalpur	98,823	20,093	4.9	95,015	14,912	6.4	74	13	5.7	3,115	1,407	2.2	15	77	0.2
392	Rajshahi RWH	Mohanpur	70,572	12,236	5.8	32,195	5,754	5.6	17	3	5.7	1,374	871	1.6	300	47	6.4
393	Rajshahi RWH	Nachole	30,600	12,175	2.5	12,600	4,825	2.6	44	3	14.7	1,375	721	1.9	50	15	3.3
394	Rajshahi RWH	Natore Sadar	102,660	32,645	3.1	35,730	13,623	2.6	78	26	3.0	2,230	944	2.4	80	142	0.6
395	Rajshahi RWH	Paba	143,100	49,180	2.9	63,090	9,223	6.8	20	4	5.0	6,403	3,194	2.0	200	33	6.1
396	Rajshahi RWH	Puthia	74,021	29,454	2.5	38,860	14,507	2.7	52	11	4.7	1,976	964	2.0	50	43	1.2
397	Rajshahi RWH	Shibganj	100,800	48,405	2.1	47,040	20,692	2.3	70	11	6.4	3,700	1,817	2.0	200	54	3.7
398	Rajshahi RWH	Singra	136,198	21,404	6.4	58,480	15,279	3.8	67	21	3.2	2,384	1,134	2.1	750	143	5.2
399	Rajshahi RWH	Tanore	79,800	22,112	3.6	41,280	13,402	3.1	82	4	20.5	1,785	873	2.0	450	61	7.4
400	Rangamati RWH	Baghaichhari	27,468	9,618	2.9	8,685	6,191	1.4	87	4	21.8	1,328	316	4.2	120	20	6.0

SL	Warehouse Name	Upazila Name	Condom			Shukhi			IUD			Injectables			Implant		
			CBL	AMD	MOS	CBL	AMD	MOS	CBL	AMD	MOS	CBL	AMD	MOS	CBL	AMD	MOS
401	Rangamati RWH	Barkal	28,300	3,888	7.3	26,890	3,301	8.1	55	2	27.5	1,627	353	4.6	100	13	7.7
402	Rangamati RWH	Belai Chhari	15,321	1,500	10.2	7,218	2,098	3.4	29	2	14.5	646	127	5.1	70	30	2.3
403	Rangamati RWH	Jurai Chhari	18,312	1,929	9.5	11,945	2,206	5.4	44	4	11.0	782	161	4.9	100	18	5.6
404	Rangamati RWH	Kaptai	12,600	4,905	2.6	4,750	2,310	2.1	18	3	6.0	1,770	317	5.6	120	24	5.0
405	Rangamati RWH	Kawkhali (betbunia)	9,620	2,491	3.9	5,395	2,313	2.3	87	9	9.7	688	399	1.7	110	35	3.1
406	Rangamati RWH	Langadu	12,906	4,875	2.6	8,853	3,690	2.4	130	12	10.8	2,350	440	5.3	110	25	4.4
407	Rangamati RWH	Naniarchar	21,684	4,588	4.7	7,540	4,024	1.9	50	3	16.7	1,266	258	4.9	100	18	5.6
408	Rangamati RWH	Rajasthali	11,240	1,081	10.4	5,360	1,593	3.4	59	3	19.7	305	71	4.3	25	13	1.9
409	Rangamati RWH	Rangamati Sadar	17,368	7,941	2.2	8,150	6,943	1.2	188	55	3.4	1,938	661	2.9	150	37	4.1
410	Rangpur RWH	Aditmari	245,500	12,198	20.1	464,373	15,693	29.6	236	104	2.3	4,737	3,113	1.5	300	90	3.3
411	Rangpur RWH	Badarganj	139,944	11,871	11.8	312,400	19,527	16.0	105	37	2.8	4,570	2,178	2.1	200	91	2.2
412	Rangpur RWH	Bhurungamari	163,221	13,483	12.1	622,817	13,292	46.9	104	41	2.5	5,142	2,635	2.0	300	51	5.9
413	Rangpur RWH	Chilmari	166,532	13,112	12.7	452,470	8,689	52.1	68	19	3.6	2,190	1,020	2.1	50	51	1.0
414	Rangpur RWH	Dimla	229,044	6,680	34.3	370,040	17,831	20.8	116	41	2.8	3,918	1,816	2.2	600	76	7.9
415	Rangpur RWH	Domar	132,936	6,818	19.5	330,767	13,155	25.1	37	10	3.7	4,387	2,056	2.1	5	80	0.1
416	Rangpur RWH	Fulchhari	36,236	6,572	5.5	57,260	6,094	9.4	67	23	2.9	3,896	1,715	2.3	200	53	3.8
417	Rangpur RWH	Gaibandha Sadar	44,686	17,120	2.6	33,990	22,698	1.5	65	22	3.0	8,484	3,837	2.2	50	193	0.3
418	Rangpur RWH	Gangachara	121,432	14,832	8.2	246,040	20,237	12.2	134	45	3.0	8,681	4,348	2.0	200	94	2.1
419	Rangpur RWH	Gobindaganj	525,036	18,327	28.6	108,390	25,159	4.3	58	13	4.5	6,124	2,130	2.9	214	78	2.7
420	Rangpur RWH	Hatibandha	219,136	8,531	25.7	302,010	9,695	31.2	112	32	3.5	4,653	2,077	2.2	100	83	1.2
421	Rangpur RWH	Jaldhaka	165,696	13,506	12.3	298,590	23,911	12.5	100	33	3.0	9,379	3,863	2.4	100	108	0.9
422	Rangpur RWH	Kaliganj	259,844	5,879	44.2	267,870	9,986	26.8	119	46	2.6	3,672	1,491	2.5	300	83	3.6
423	Rangpur RWH	Kaunia	101,300	10,856	9.3	755,440	9,256	81.6	56	18	3.1	6,014	2,617	2.3	300	76	3.9
424	Rangpur RWH	Kishoreganj	261,900	5,295	49.5	379,560	15,489	24.5	80	28	2.9	2,575	1,508	1.7	50	101	0.5
425	Rangpur RWH	Kurigram Sadar	30,644	12,297	2.5	44,455	10,082	4.4	101	36	2.8	6,388	2,653	2.4	100	50	2.0

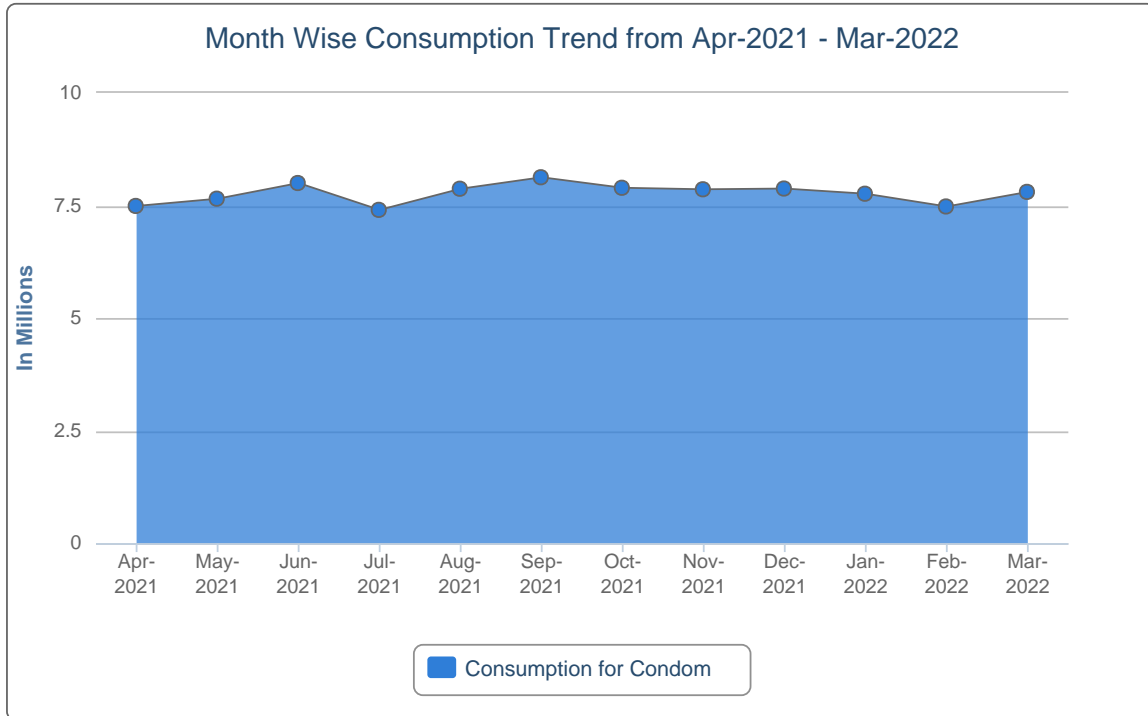
SL	Warehouse Name	Upazila Name	Condom			Shukhi			IUD			Injectables			Implant		
			CBL	AMD	MOS	CBL	AMD	MOS	CBL	AMD	MOS	CBL	AMD	MOS	CBL	AMD	MOS
426	Rangpur RWH	Lalmonirhat Sadar	25,828	9,341	2.8	62,400	13,892	4.5	55	20	2.8	7,158	3,248	2.2	0	91	0.0
427	Rangpur RWH	Mitha Pukur	126,000	16,008	7.9	589,020	21,842	27.0	39	4	9.8	4,959	2,476	2.0	50	40	1.3
428	Rangpur RWH	Nageshwari	137,400	13,960	9.8	510,240	29,370	17.4	93	33	2.8	9,154	4,114	2.2	10	74	0.1
429	Rangpur RWH	Nilphamari Sadar	26,256	10,286	2.6	54,840	26,540	2.1	128	60	2.1	6,426	3,102	2.1	50	89	0.6
430	Rangpur RWH	Palashbari	24,424	9,203	2.7	38,680	14,821	2.6	45	8	5.6	3,987	2,156	1.8	100	63	1.6
431	Rangpur RWH	Patgram	202,908	5,940	34.2	221,280	10,673	20.7	75	27	2.8	4,687	2,099	2.2	50	52	1.0
432	Rangpur RWH	Phulbari	260,600	5,895	44.2	215,250	12,321	17.5	181	80	2.3	5,362	2,722	2.0	400	49	8.2
433	Rangpur RWH	Pirgachha	28,500	9,698	2.9	82,970	12,467	6.7	190	66	2.9	5,350	2,592	2.1	200	87	2.3
434	Rangpur RWH	Pirganj	235,948	18,979	12.4	228,640	27,364	8.4	123	49	2.5	4,700	2,257	2.1	100	97	1.0
435	Rangpur RWH	Rajarhat	28,408	7,182	4.0	42,545	13,995	3.0	79	42	1.9	4,097	2,342	1.7	50	48	1.0
436	Rangpur RWH	Rangpur Sadar	61,800	28,126	2.2	41,880	24,374	1.7	120	48	2.5	7,115	3,180	2.2	50	199	0.3
437	Rangpur RWH	Sadullapur	69,336	12,129	5.7	224,760	17,971	12.5	161	52	3.1	5,687	2,782	2.0	200	91	2.2
438	Rangpur RWH	Saghata	23,400	13,214	1.8	39,890	18,253	2.2	84	18	4.7	3,135	1,637	1.9	300	55	5.5
439	Rangpur RWH	Saidpur	29,054	11,679	2.5	37,040	9,082	4.1	47	7	6.7	3,419	1,257	2.7	0	63	0.0
440	Rangpur RWH	Sundarganj	64,072	26,257	2.4	443,040	34,266	12.9	203	86	2.4	16,463	7,571	2.2	500	186	2.7
441	Rangpur RWH	Taraganj	240,636	9,157	26.3	551,215	8,983	61.4	32	8	4.0	2,730	1,205	2.3	200	223	0.9
442	Rangpur RWH	Ulipur	63,212	19,727	3.2	225,950	27,098	8.3	84	20	4.2	6,700	3,315	2.0	100	70	1.4
443	Sylhet RWH	Ajmiriganj	62,340	7,118	8.8	6,840	7,475	0.9	255	3	85.0	1,790	549	3.3	350	49	7.1
444	Sylhet RWH	Bahubal	58,332	6,399	9.1	12,042	5,288	2.3	212	7	30.3	1,200	460	2.6	150	25	6.0
445	Sylhet RWH	Balaganj	115,000	21,043	5.5	31,255	6,966	4.5	186	5	37.2	3,064	1,419	2.2	208	45	4.6
446	Sylhet RWH	Baniachong	97,758	8,923	11.0	38,655	13,341	2.9	160	22	7.3	2,147	720	3.0	250	53	4.7
447	Sylhet RWH	Barlekha	94,300	7,540	12.5	14,110	5,500	2.6	165	4	41.3	3,014	572	5.3	50	37	1.4
448	Sylhet RWH	Beani Bazar	54,362	12,219	4.4	23,535	4,339	5.4	188	7	26.9	2,265	557	4.1	105	80	1.3
449	Sylhet RWH	Bishwambarpur	83,400	6,454	12.9	11,190	7,190	1.6	90	11	8.2	2,340	996	2.3	114	32	3.6
450	Sylhet RWH	Bishwanath	57,100	9,881	5.8	24,100	4,379	5.5	220	11	20.0	1,367	505	2.7	220	45	4.9

SL	Warehouse Name	Upazila Name	Condom			Shukhi			IUD			Injectables			Implant		
			CBL	AMD	MOS	CBL	AMD	MOS	CBL	AMD	MOS	CBL	AMD	MOS	CBL	AMD	MOS
451	Sylhet RWH	Chhatak	102,300	13,850	7.4	10,110	9,729	1.0	99	44	2.3	2,725	688	4.0	100	119	0.8
452	Sylhet RWH	Chunarughat	100,395	9,068	11.1	22,827	11,269	2.0	180	3	60.0	3,003	1,058	2.8	150	39	3.8
453	Sylhet RWH	Companiganj	49,000	12,913	3.8	16,215	7,204	2.3	290	4	72.5	3,228	1,258	2.6	50	49	1.0
454	Sylhet RWH	Dakshin Sunamganj	75,100	9,315	8.1	20,870	6,533	3.2	264	11	24.0	1,953	701	2.8	150	71	2.1
455	Sylhet RWH	Dakshin Surma	105,800	35,736	3.0	12,280	8,352	1.5	262	5	52.4	2,998	1,074	2.8	200	24	8.3
456	Sylhet RWH	Derai	85,772	25,071	3.4	27,300	8,319	3.3	237	18	13.2	1,306	744	1.8	377	63	6.0
457	Sylhet RWH	Dowarabazar	87,532	10,629	8.2	18,295	10,685	1.7	270	3	90.0	1,499	800	1.9	201	81	2.5
458	Sylhet RWH	Fenchuganj	77,300	4,754	16.3	10,780	2,456	4.4	240	8	30.0	768	265	2.9	50	18	2.8
459	Sylhet RWH	Golapganj	42,062	18,308	2.3	33,290	5,087	6.5	261	9	29.0	2,774	612	4.5	50	45	1.1
460	Sylhet RWH	Gowainghat	38,000	18,049	2.1	18,185	10,991	1.7	219	14	15.6	6,039	3,153	1.9	55	68	0.8
461	Sylhet RWH	Habiganj Sadar	111,116	17,423	6.4	12,600	14,024	0.9	150	92	1.6	4,673	1,643	2.8	5	58	0.1
462	Sylhet RWH	Jagannathpur	83,564	11,778	7.1	22,290	6,561	3.4	223	14	15.9	1,256	408	3.1	410	81	5.1
463	Sylhet RWH	Jaintiapur	46,500	13,077	3.6	11,700	6,906	1.7	120	21	5.7	5,450	2,493	2.2	200	27	7.4
464	Sylhet RWH	Jamalganj	77,000	11,434	6.7	15,080	9,567	1.6	219	4	54.8	3,524	1,084	3.3	200	33	6.1
465	Sylhet RWH	Juri	91,500	6,795	13.5	22,050	4,936	4.5	194	22	8.8	860	353	2.4	100	90	1.1
466	Sylhet RWH	Kamalganj	122,300	11,561	10.6	26,510	8,621	3.1	180	26	6.9	2,095	835	2.5	100	75	1.3
467	Sylhet RWH	Kanaighat	51,948	26,649	1.9	9,245	12,023	0.8	248	8	31.0	5,489	2,907	1.9	200	25	8.0
468	Sylhet RWH	Kulaura	127,252	9,107	14.0	17,140	8,082	2.1	201	5	40.2	4,903	2,088	2.3	200	31	6.5
469	Sylhet RWH	Lakhai	69,775	5,733	12.2	15,550	5,964	2.6	218	9	24.2	1,431	448	3.2	195	73	2.7
470	Sylhet RWH	Madhabpur	85,600	9,703	8.8	7,628	12,752	0.6	194	4	48.5	3,715	784	4.7	105	41	2.6
471	Sylhet RWH	Maulvibazar Sadar	109,488	9,698	11.3	19,630	8,241	2.4	132	70	1.9	2,171	895	2.4	120	57	2.1
472	Sylhet RWH	Nabiganj	63,900	6,926	9.2	13,650	10,200	1.3	275	22	12.5	1,360	441	3.1	110	92	1.2
473	Sylhet RWH	Rajnagar	114,600	11,368	10.1	21,385	8,982	2.4	260	5	52.0	2,983	1,101	2.7	250	39	6.4
474	Sylhet RWH	Sreemangal	96,900	14,457	6.7	14,435	11,906	1.2	245	44	5.6	3,845	1,240	3.1	50	134	0.4
475	Sylhet RWH	Sulla	37,800	9,706	3.9	20,780	3,944	5.3	120	3	40.0	1,510	394	3.8	350	28	12.5

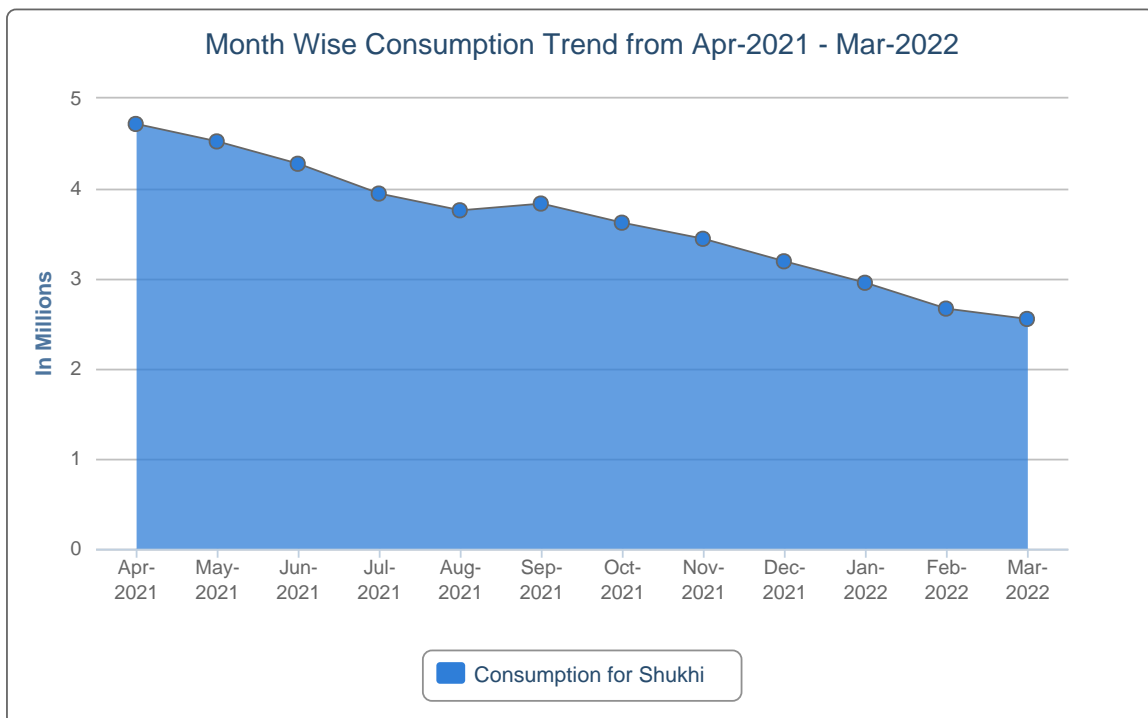
SL	Warehouse Name	Upazila Name	Condom			Shukhi			IUD			Injectables			Implant		
			CBL	AMD	MOS	CBL	AMD	MOS	CBL	AMD	MOS	CBL	AMD	MOS	CBL	AMD	MOS
476	Sylhet RWH	Sunamganj Sadar	106,408	9,950	10.7	32,880	7,247	4.5	189	32	5.9	2,023	1,011	2.0	200	81	2.5
477	Sylhet RWH	Sylhet Sadar	154,520	77,832	2.0	57,545	31,868	1.8	408	92	4.4	21,798	10,831	2.0	487	196	2.5
478	Sylhet RWH	Tahirpur	58,440	14,215	4.1	10,540	10,199	1.0	149	5	29.8	2,127	794	2.7	350	62	5.6
479	Sylhet RWH	Zakiganj	41,384	21,264	1.9	16,007	7,349	2.2	183	4	45.8	3,523	1,190	3.0	110	85	1.3
480	Tangail RWH	Basail	109,676	6,005	18.3	70,570	5,783	12.2	278	16	17.4	2,823	532	5.3	0	60	0.0
481	Tangail RWH	Bhuapur	41,600	18,379	2.3	37,949	11,483	3.3	149	13	11.5	3,499	1,353	2.6	300	80	3.8
482	Tangail RWH	Chauhali	32,040	14,130	2.3	30,380	7,063	4.3	335	11	30.5	4,499	1,261	3.6	151	51	3.0
483	Tangail RWH	Delduar	90,000	8,046	11.2	99,645	6,756	14.7	130	17	7.6	2,800	563	5.0	300	52	5.8
484	Tangail RWH	Ghatail	188,100	25,753	7.3	50,400	22,845	2.2	380	13	29.2	7,850	2,653	3.0	300	91	3.3
485	Tangail RWH	Gopalpur	56,404	13,347	4.2	117,015	9,123	12.8	127	15	8.5	3,919	1,122	3.5	300	62	4.8
486	Tangail RWH	Kalihati	232,100	20,910	11.1	49,640	25,137	2.0	283	44	6.4	8,510	4,272	2.0	200	53	3.8
487	Tangail RWH	Madhupur	158,400	16,464	9.6	2,205	20,383	0.1	119	21	5.7	6,121	2,146	2.9	600	67	9.0
488	Tangail RWH	Mirzapur	120,540	22,508	5.4	349,150	20,111	17.4	677	30	22.6	2,696	919	2.9	600	71	8.5
489	Tangail RWH	Nagarpur	57,448	24,467	2.3	35,579	20,733	1.7	132	40	3.3	4,603	1,175	3.9	0	150	0.0
490	Tangail RWH	Sakhipur	97,000	22,426	4.3	64,640	23,756	2.7	100	13	7.7	2,516	943	2.7	300	38	7.9
491	Tangail RWH	Tangail Sadar	86,400	48,500	1.8	52,640	21,386	2.5	272	36	7.6	4,352	3,130	1.4	150	166	0.9

7. Month-wise Consumption Trend

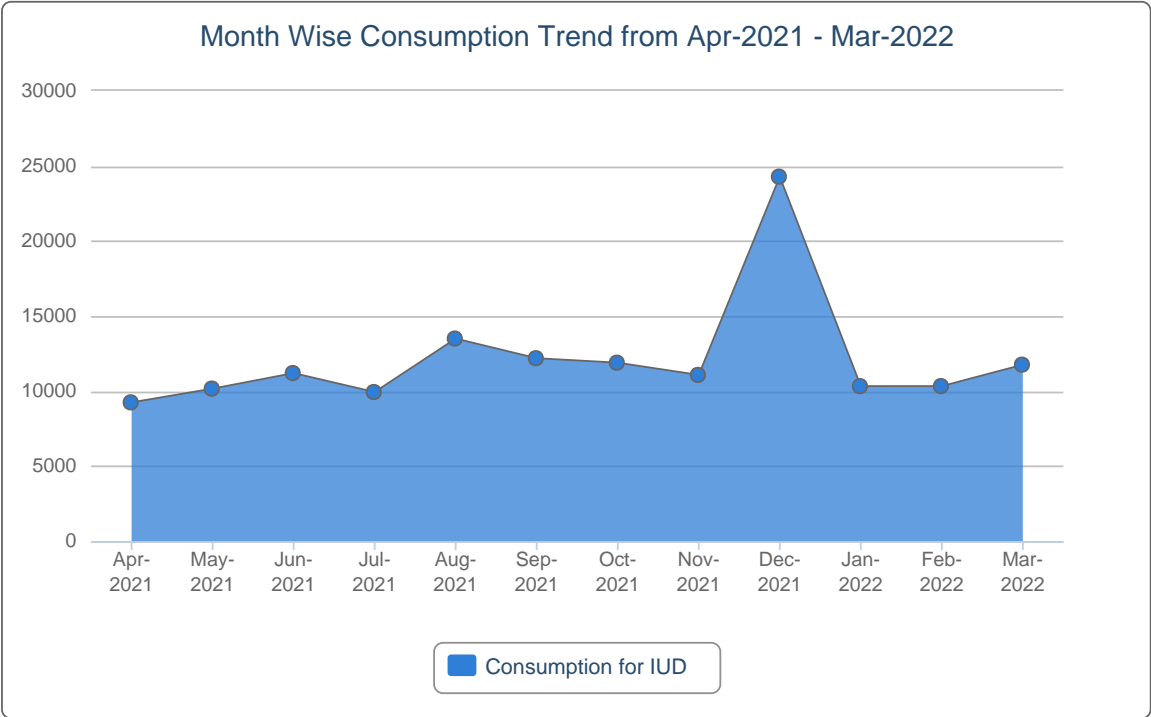
7(a).



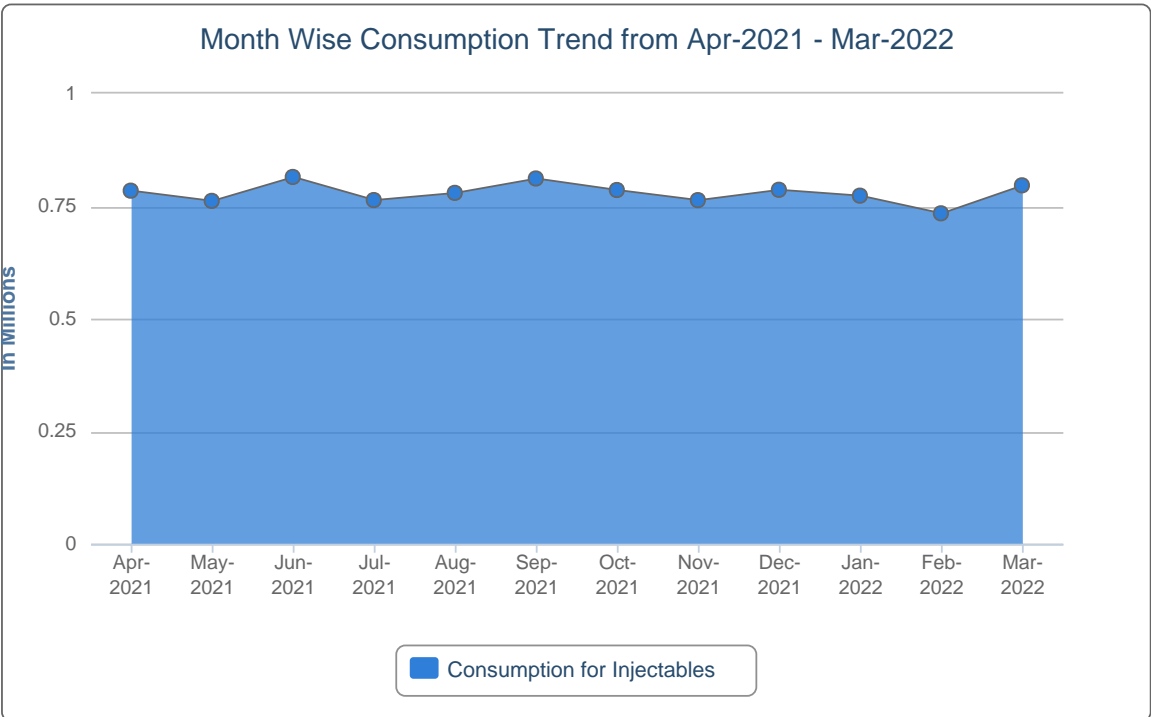
7(b).



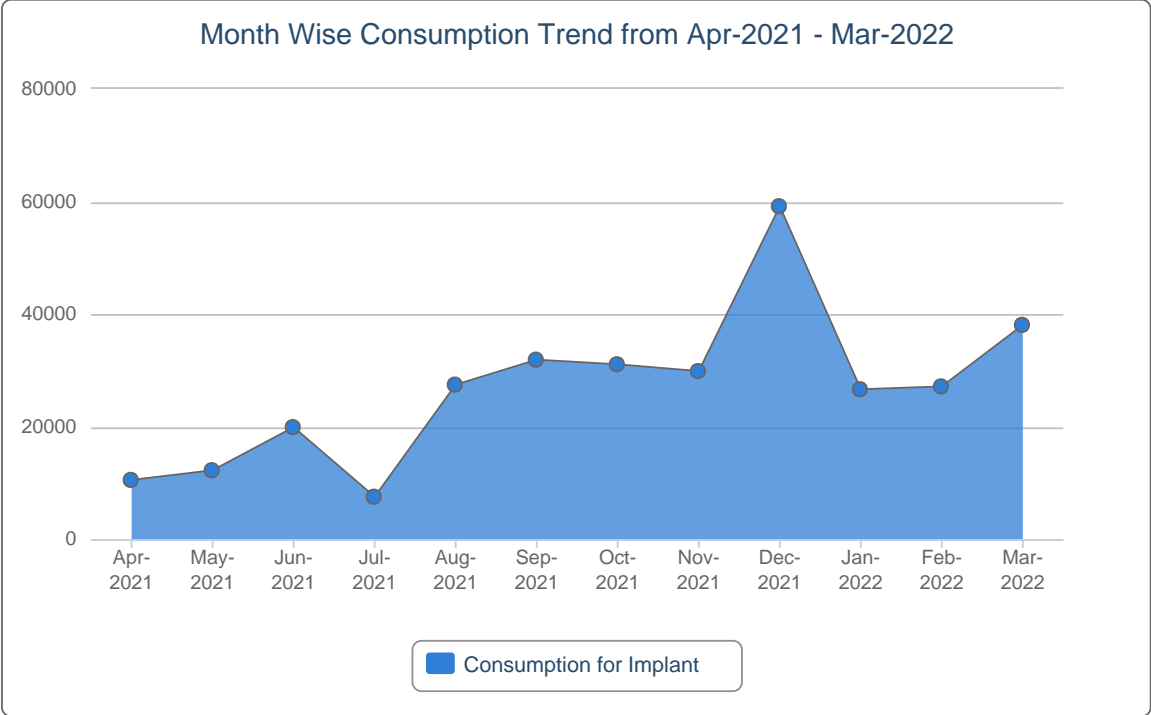
7(c).



7(d).



7(e).



8. Report on Upazila and Warehouse Having Stock Out in reported month

SL	Products Name	No of Stockout WH	% of Stockout WH	No of Stockout Upazila Store	% of Stockout Upazila Store	No of Stockout Upazila Field	% of Stockout Upazila Field
1	Condom	0	0%	0	0%	0	0%
2	Oral Pill (Total)	0	0%	0	0%	0	0%
3	IUD	0	0%	1	0%	0	0%
4	Injectables	0	0%	0	0%	0	0%
5	Implant (Total)	0	0%	-	-	0	0%

List of Stock Out Warehouses

SL	Commodity	Warehouse	Phone
<i>No StockOut in Warehouse</i>			

List of StockOut Upazilas

SL	Commodity	Warehouse	District	Upazila	Phone
1	IUD	Noakhali RWH	Noakhali	Noakhali Sadar, Noakhali	01710524675

“ছেলে হোক, মেয়ে হোক,
দু’টি সন্তানই যথেষ্ট”

Management Information System (MIS)
Directorate General of Family Planning (DGFP)
6, Kawran Bazar, Dhaka- 1215
Email: dirmis@dgfp.gov.bd, dirls@dgfp.gov.bd
www.dgfp.gov.bd, www.scmpbd.org

If you need more information, please visit at <https://www.scmpbd.org>